City of Kenmore

City of Kenmore - 18120 68th Avenue NE - PO Box 82607, Kenmore WA 98028 - Phone: 425-398-8900 - Fax: 425-481-3236

City of Kenmore
City Council - Executive Session
6:30 p.m., Monday, June 27, 2011
Pursuant to Litigation RCW42.30.110(1)(i)
Kenmore City Hall, Council Executive Chambers
18120 68th Ave. NE, Kenmore, WA 98028

City of Kenmore
City Council Regular Meeting Agenda
7:00 p.m., Monday, June 27, 2011
Kenmore City Hall, Council Chambers
18120 68th Ave. NE, Kenmore, WA 98028

AGENDA ITEMS ARE SUBJECT TO CHANGE up to and including the time of the meeting; items may be added or dropped. Please call the City Clerk if you have any questions or to confirm the agenda items prior to the meeting at (425) 398-8900, or stop by City Hall at 18120 68th Avenue NE, Kenmore. The agendas are also available on our website at: www.kenmorewa.gov. Our public meetings are accessible to all members of the public. If you require special accommodations, please call the City Clerk at least three (3) days prior to the meeting.

I. CALL TO ORDER REGULAR MEETING

II. ROLL CALL

III. FLAG SALUTE

IV. AGENDA APPROVAL

V. CONSENT AGENDA

A. Minutes of the May 16, 2011 Regular Council Meeting and May 23, 2011 Regular Council Meeting.

B. Approval of Claim Nos. 24043 - 24106 in the amount of $601,358.24 for the period ending June 15, 2011.

C. Accept April 2011 Financial Reports for the City of Kenmore, Washington - Joanne Gregory, Director of Finance

V. CONSENT AGENDA

D. Accept 2011 State Legislative Session Report Prepared by Gordon Thomas Honeywell - Nancy Ousley, Assistant City Manager

E. Authorize the City Manager to Execute an Interlocal Agreement (Contract 11-C951) with Northshore Utility District with an Estimated Value of $55,000 for Sewer Improvements to be Completed as Part of the NE 145th Street Signal Project - Ron Loewen, City Engineer

VI. CITIZEN COMMENTS

This is an opportunity to express your views on issues that are important to you and to the community. Please limit your comments to three (3) minutes.

VII. BUSINESS AGENDA

A. Discussion of 61st Avenue NE and NE 181st Street Signal Improvement Project Scope of Work and Right of Way Requirements - Ron Loewen, City Engineer

B. Review and Discussion of the Adopted 2011-2016 Capital Improvement Program - Ron Loewen, City Engineer

VIII. COUNCILMEMBER COMMENTS/REPORTS

IX. ADJOURNMENT

Upcoming Meetings:

July 11, 2011 Monday 6:30 p.m. Town Hall Meeting
July 11, 2011 Monday 7:30 p.m. Regular Council Meeting

DRAFT
City of Kenmore
City Council Regular Meeting Study Session
Minutes
May 16, 2011

CALL STUDY SESSION TO ORDER – Mayor David Baker called the meeting order at 7:00 p.m.

Councilmembers present: Mayor David Baker, Deputy Mayor Milton Curtis, Councilmembers Bob Hensel, John Hendrickson, Laurie Sperry, Allan Van Ness, and Glenn Rogers.

Staff present: Nancy Ousley, Assistant City Manager; Cliff Sether, Police Chief; Gary Zornes, Police Officer; Rod Kaseguma, City Attorney; and Lynn Suskin, City Clerk

AGENDA APPROVAL

Council approved the agenda as submitted.

PRESENTATION

Mayor David Baker read and, on behalf of the entire City Council, awarded a proclamation to Officer Gary Zornes. He announced that the formal awarding of the proclamations/plaques to the School Resource Officers Gary Zornes, Jeff Durrant and Mark Childers will be held at an assembly at the Kenmore Junior High School.

PRESENTATION

Presentation and Discussion: 2011 Historic Properties Survey Prepared by the King County Historic Preservation Program – Nancy Ousley, Assistant City Manager

Julie Koler, King Co. Preservation Officer, and Leo Conner, King Co. Preservation Officer, briefed Council on their survey of historic properties. She stated that the survey was funded by a National Park Service Grant administered by the Washington Department of Archaeology and Historic Preservation. He noted that King County had applied for the grant on behalf of the City of Kenmore. They were both available to answer any questions.

Ms. Koler stated that the next steps would be to finalize the survey report, and complete the data entry. She stated that they will also be holding two public meetings at the Kenmore Heritage Society and Uplake Neighborhood Association to disseminate their findings prior to the report going to the State.

Presentation and Discussion: Strategic Plan for Public Transportation 2011-2021 – Ms. Schaeffer, King County Metro, was present to distribute and review the handouts. She stated that she would be providing an overview of the plan, process and service guidelines. She was also available to answer any questions.

Discussion followed.

Councilmember Glenn Rogers introduced Ann McFarland, from Jurassic Parliament. He stated that she will be providing assistance to the Council and staff with her expertise on Robert's Rules of Order in the drafting of the Council Rules and Procedures and provide any necessary parliamentary training.

ADJOURNMENT

Mayor David Baker adjourned the regular meeting at 8:45 p.m.

_____
Mayor David Baker

ATTEST:

_____
Lynn Suskin, City Clerk

Draft
City of Kenmore
City Council Regular Meeting
Minutes
May 23, 2011

CALL TO ORDER - Mayor David Baker called the meeting to order at 7:00 p.m.

Councilmembers present: Mayor David Baker and Councilmembers Bob Hensel, John Hendrickson, Laurie Sperry, Allan Van Ness, and Glenn Rogers

Councilmembers excused: Deputy Mayor Milton Curtis

Staff present: Fred Stouder, City Manager; Ron Loewen, City Engineer; Cliff Sether, Police Chief; Rod Kaseguma, City Attorney; and Lynn Suskin, City Clerk

FLAG SALUTE

Mayor David Baker led the flag salute.

AGENDA APPROVAL

Councilmember Bob Hensel moved to approve the agenda as submitted. Councilmember Laurie Sperry seconded the motion. The motion passed unanimously.

CONSENT AGENDA

Councilmember Glenn Rogers moved to approve the consent agenda as submitted. Councilmember Bob Hensel seconded the motion to Approve Claim Nos. 23877 - 23941 in the amount of $337,355.58 for the period ending May 12, 2011; Accept January 2011 Financial Reports for the City of Kenmore, Washington; Direct City Hall Staff to Schedule a Public Hearing on July 25, 2011 to Consider Adoption of Proposed Revisions to Kenmore Municipal Code (KMC) Title 12, Streets and Bridges; and Authorize the City Manager to Sign an Agreement with Universal Field Services for Right-of-Way and Property Acquisition Services in the Amount of $100,000. The motion passed unanimously.

CITIZEN COMMENTS

Dave Crawford, 7534 NE 175th St., Kenmore, was present to state his concerns relating to maintenance issues related to SR-522 .

BUSINESS AGENDA

Approve Contract No. 11-C945 with DBM Contractors, Inc. in the Amount of $201,484 for the Construction of the 61st Place NE Retaining Wall, and Appropriate $467,314 in Funds for Design and Construction of 61st Place NE Slide Repair Project - Ron Loewen, City Engineer, was present to give a brief report in which he reviewed that staff has been working with consultants to complete the design of a soldier pile retaining wall to address the 61st Place NE landslides that occurred in December 2010 and January 2011. He stated that the City sent out a request for bids to five local contractors experienced in wall construction in March. He stated that after review of the bids, city staff recommends that Council approve the contract with DBM Contractors, Inc.

Councilmember Glenn Rogers moved to Approve Contract No. 11-C945 with DBM Contractors, Inc. in the Amount of $201,484 for the Construction of the 61st Place NE Retaining Wall, and Appropriate $467,314 in Funds for Design and Construction of 61st Place NE Slide Repair Project. Councilmember Allan Van Ness seconded the motion. The motion passed unanimously.

COUNCILMEMBER COMMENTS/REPORTS

Councilmember John Hendrickson distributed and reviewed a letter regarding terminology and accounting for operating cash flows, with accompanying spreadsheets and reports that he generated. He stated that he continues to be confused as to why his budget numbers are always different and don't match the City's budget numbers in the Council adopted 2011-2012 Budget. He wants staff to review his financial data to let him know if they agree with his numbers, or why they disagree with his numbers. He stated that in regard to alleged threats made by the City Manager, he quoted sections of the Revised Code of Washington (RCW) where it addresses threats to public servants.

Councilmember Bob Hensel provided an update on the recent SCA South Central Action Area Caucus that he attended.

Councilmember Laurie Sperry stated that Councilmember John Hendrickson's behavior pattern continues with his unfounded accusations. She reiterated that as a result, thousands of tax payer dollars have been, and continue to be, spent on staff having to deal with his constant incorrect financial report/spreadsheet submittals. She stated that she is happy to announce that she, along with Mayor David Baker and Councilmember Glenn Rogers, recently participated in a Senior Citizen Mini golf tournament charity event.

Mayor David Baker discussed the letter from WSDOT awarding the $650,000 in funding to the City of Kenmore for the signal at 61st Ave.

ADJOURNMENT

Mayor David Baker adjourned the regular meeting at 7:40 p.m.

_____
Mayor David Baker

ATTEST:

_____
Lynn Suskin, City Clerk

City of Kenmore
Voucher Certification and Approval

I, the undersigned, do hereby certify under penalty of perjury that the materials have been furnished, the services rendered or the labor performed as described herein and that the following claims, paid by checks 24043 - 24106 which total $601,358.24 are just, due, and unpaid obligations against the City of Kenmore/King County/Washington, and that I am authorized to authenticate and certify to said claims.

City Manager **Date**

Finance Director 6-16-11 **Date**

Check	Name	Description	Net amount
24043	PETTY CASH CUSTODIAN	Petty Cash Reimbursement	$ 424.37
24044	AMERICAN GENERAL	Payroll Entry	50.93
24045	VAN NESS, ALLAN	May REPC, SCA, & ETP Bus. Mtgs	116.76
24046	NATIONWIDE FINANCIAL 401a	Payroll Entry	9,492.80
24047	NATIONWIDE RETIREMENT SOLUTIONS 457	Payroll Entry	1,570.00
24048	ICMA RETIREMENT TRUST 457 - 304745	Payroll Entry	2,219.22
24049	DRS 457	Payroll Entry	1,706.66
24050	AFLAC	Payroll Entry	742.87
24051	CITY OF KENMORE FS	Payroll Entry	176.96
24052	BANK OF AMERICA 941	Payroll Entry	10,723.63
24053	WA GUARANTEED EDUCATION TUITION	Payroll Entry	415.00
24054	DEPARTMENT OF RETIREMENT SYSTEMS	Payroll Entry	6,802.74
24055	DEPARTMENT OF LABOR AND INDUSTRIES	Payroll Entry	1,276.48
24056	UNITED WAY OF KING COUNTY	Payroll Entry	92.00
24057	NATIONAL LIFE OF VERMONT	Payroll Entry	328.34
24058	AMERICAN GENERAL	Payroll Entry	399.36
24059	CARLSON, THOMAS G.	Q1 2011 Sales Tax Data Conversion	233.50
24060	DEPARTMENT OF LICENSING	New Employee Driver Abstract	10.00
24061	AFLAC	May 2011 Service Admin Fee	50.00
24062	GRIESEL, LEONARD	Sign Permit Refund - 2011-018	18.80
24063	KING COUNTY PUBLIC DEFENSE	April 2011 Indigency Screening	823.43
24064	LIGHTHOUSE CONSULTING INC	April 2011 IT Services & Software	1,565.30
24065	PENDLETON CONSULTING LLC	Police Services Contract Review	1,338.90
24066	NORTHSHORE FIRE DEPT	May 2011 Fire Marshal Plan Review	720.00
24067	OFFICE TEAM	Temp Admin Employee-5/27/11	142.50
24068	OLYMPIC ENVIRONMENTAL RESOURCES INC	2011 Kenmore Recycling Program	18,334.19
24069	PEOPLES STORAGE	July 2011 Storage Unit	170.00
24070	STEWART BEALL MACNICHOLS	March & April Public Defender Services	6,000.00
24071	W.S.S.R.O.A.	PD School Safety Training Registration	450.00
24072	WASHINGTON STATE DEPT OF INFO SERV	May 2011 ListServ & Software	5,088.72
24073	OAC SERVICES, INC	April 2011 Kenmore City Hall	742.50
24074	TELESYSTEMS WEST	Telephone Set-up & Hardware	328.50
24075	SOUND LAW CENTER	Hearing Examiner Services	2,005.50

VB. Approval of Claim Nos. 24043 - 24106 in the amount of $601,358.24 for the period ending June 15, 2011.

24076	BANNER BANK LD	Wellness, Spec. Events, & Supplies	1,009.53
24077	HDR	SR 522 Ph 2 Construction Engineering	8,475.18
24078	QUALITY BUSINESS SYSTEMS	May 2011 Photocopier Usage	1,839.44
24079	A+ CONFERENCING	Telephone Conference Calls	17.48
24080	STOUDER, FRED	Urban Partners Trip Per Diem	71.00
24081	SHRED-IT	Document Shredding Services	49.50
24082	SHATTUCK, NANCY	May 2011 DV Advocate	800.00
24083	CLARITY SIGNS	"No Fireworks" Signage	722.70
24084	SARAH ROBERTS	May 2011 Prosecution Services	9,300.00
24085	FRONTIER	May 2011 Telephone Services	747.18
24086	SUSSMAN/PREJZA & CO, INC	May 2011 Wayfinding & Signage	3,099.89
24087	PAWS	May 2011 Animal Sheltering	480.00
24088	INDEPENDENT STATIONERS	Misc. Office Supplies	425.38
24089	STEPHENS, MARY	Feb. - May 2011 Public Defense	5,000.00
24090	YAZDIDOOST, KAMRAN	Landscape Performance - FSP 2007-004	4,305.60
24091	CITY OF BELLEVUE	Q3 2011 ARCH Contribution	6,298.75
24092	SEATTLE TIMES	May 2011 Legal Notices	230.47
24093	STEWART BEALL MACNICHOLS	May 2011 Public Defender Services	3,000.00
24094	GRAINGER	SWM Fall Protection & Supplies	642.66
24095	BIS	June 2011 Web Hosting	175.00
24096	ALCALDE & FAY	May 2011 Consulting	5,016.46
24097	GRAHAM CONTRACTING LTD.	City Hall Retainage & Interest	443,599.44
24098	COMCAST	June 2011 City Hall Internet	109.90
24099	GORDON THOMAS HONEYWELL	May 2011 Consulting	3,116.06
24100	INTEGRA TELECOM	June 2011 City Hall Phone Services	743.17
24101	FRONTIER	June 2011 6700 Bldg. Alarm Panel	111.04
24102	SUSSMAN/PREJZA & CO, INC	Nov. 2010 Wayfinding & Signage	1,215.00
24103	PAWS	April 2011 Animal Sheltering	960.00
24104	KUKER-RANKEN INC	SWM Supplies	72.27
24105	DBM CONTRACTORS, INC	61st Ave. Slide Repair	493.35
24106	BLUE WAVE CONSTRUCTION, INC	Kenmore Village Repairs	24,671.83
			$ 601,358.24

PRIOR VENDOR ACTIVITY	Previous YTD
3CMA	$ 375.00
A+ CONFERENCING	129.37
AA PARTY RENTALS	379.96
ACTION ENTERTAINMENT	395.00
ACTIVE SHOOTER TRAINING LLC	815.90
ADT SECURITY SERVICES	812.26
AFLAC	5,738.25
ALCALDE & FAY	35,343.44
ALLIANCE OF PEOPLE W/ DISABILITIES	386.25
ALLIED WASTE SERVICES #172	4,982.31
ALPHA COURIER SERVICES	33.60
AM TEST, INC	875.00

VB. Approval of Claim Nos. 24043 - 24106 in the amount of $601,358.24 for the period ending June 15, 2011.

AMERICAN GENERAL		2,439.01
AMERICAN PLANNING ASSOCIATION		1,501.00
AMERICAN PUBLIC WORKS ASSOCIATION		503.42
AMERICAN SOCIETY OF COMPOSERS		305.00
AMES2BFIT		50.00
ANDERSON, LAURI		27.94
ANDONIADIS INC		826.17
ARGENS		15.88
ASSOCIATION OF WA CITIES		13,970.00
AT WORK		1,230.25
AURORA RENTS		215.47
AWC EMPLOYEE BENEFITS		208,137.01
BABB, MICHELLE		186.92
BAKER, DAVID		2,059.81
BANK OF AMERICA 941		162,269.87
BANNER BANK	BH	327.66
BANNER BANK	CS	3,502.79
BANNER BANK	DB	930.49
BANNER BANK	JG	6,266.20
BANNER BANK	JGORDON	5,607.18
BANNER BANK	KENMORE	19,409.76
BANNER BANK	LB	976.12
BANNER BANK	LD	4,294.96
BANNER BANK	NO	2,874.09
BASTYR UNIVERSITY		194,494.20
BAYLES, GREGORY		50.00
BEKINS NORTHWEST		303.45
BIS		3,075.00
BLACKBAUD		4,956.23
BODINE CONSTUCTION SERVICES, INC		383.25
BOTHELL SKI & BIKE		120.44
BRAVO ENVIRONMENTAL SERVICE		108,003.47
C. ANDERSON & CO.		1,209.98
CALIBRE HOMES, INC		7,500.00
CALPORTLAND COMPANY		2,037.77
CARLSON, THOMAS G.		624.66
CASCADE PEST CONTROL		1,100.51
CATHOLIC COMMUNITY SERVICES		3,012.75
CEMEX		2,663.03
CENTER FOR HUMAN SERVICES		16,140.00
CHAMPION COURIER		78.25
CHILDERS, MARK		401.00
CITY OF BELLEVUE		389,834.50
CITY OF CLYDE HILL		583.00
CITY OF KENMORE FS		2,372.35
CITY OF LAKE FOREST PARK		368,050.31
CITY OF RENTON		980.00
CITY OF SHORELINE		558.99
CLARITY SIGNS		338.36
CLYDE/WEST		1,215.87
COASTAL WEAR PRODUCTS INC		1,350.51

VB. Approval of Claim Nos. 24043 - 24106 in the amount of $601,358.24 for the period ending June 15, 2011.

COASTWIDE LABORATORIES	4,644.97
CODE 4 PUBLIC SAFETY EDUCATION	198.00
CODE PUBLISHING COMPANY	547.50
COFFMAN, JON	183.00
COLUMBIA RIDGE LANDFILL	12,319.59
COMCAST	769.30
COMMERCIAL SOUND, INC.	1,444.26
CONSEJO COUNSELING & REF	1,250.00
CONSOLIDATED PRESS	4,383.06
CORNERSTONE ROOFING	98.50
COSTCO RETAIL SERVICES	27.62
COX PRINTING & SIGNS	399.68
CPSWQ	100.00
CROWN PRODUCTS	940.86
CSAT, LLC	1,600.00
CURRY, ROSS	183.00
DAILY JOURNAL OF COMMERCE	703.00
DANSOUND INC	657.00
DBM CONTRACTORS, INC	4,332.60
DELL MARKETING L.P.	4,275.06
DEPARTMENT OF ECOLOGY	5,082.52
DEPARTMENT OF LABOR AND INDUSTRIES	18,809.86
DEPARTMENT OF RETIREMENT SYSTEMS	101,581.07
DEVRIES, DENIS	89.25
DIGITAL REPROGRAPHICS SERVICES INC.	1,086.05
DIGITAL REPROGRAPHICS SERVICES INC.	31.80
DOWL HKM	11,725.00
DRS 457	22,934.74
DURRANT, JEFF	879.25
EARTHCORPS	15,204.18
EAST JORDAN IRON WORKS	1,152.48
EFFICIENCY INC	949.37
EMERGENCY FEEDING PROGRAM	2,500.00
EMERGENCY SERVICE COORDINATING AGCY	56,137.00
ENVIRONMENTAL SYSTEMS RESEARCH INST	2,554.01
ESA ADOLFSON	9,049.02
EVANS, C. WILLIAM	5,247.00
EVERGREEN PRINT SOLUTIONS	372.41
EVERGREEN SAFETY COUNCIL	175.00
EVER-MARK, LLC	1,099.25
FAZZARI MARKETING	1,411.18
FEASEL, ROBERT	665.00
FEDEX OFFICE	26.61
FERGUSON ENTERPRISES INC	9,089.62
FIRE PROTECTION, INC	959.22
FRONTIER	6,026.60
FRUHLING SAND & TOPSOIL	1,009.28
FULL MAINTENANCE GARDENING	2,313.90
GEOENGINEERS INC	19,783.25
GIBBONS & RIELY, PLLC	750.00
GORDON DERR	4,266.00

VB. Approval of Claim Nos. 24043 - 24106 in the amount of $601,358.24 for the period ending June 15, 2011.

GORDON THOMAS HONEYWELL	21,581.08
GOVERNMENT FINANCE OFFICERS ASSOC	190.00
GRAINGER	5,835.91
GRAY & OSBORNE, INC	2,386.37
GREGORY, JOANNE	415.68
GREYSTONE COMMERCIAL SERVICE LP	174.79
H.W. LOCHNER, INC.	134,106.17
HAMMOND COLLIER WADE LIVINGSTONE	1,050.00
HANSON CONSULTING SERVICES	1,269.00
HARRIS COMPUTER SYSTEMS	6,317.06
HARRIS, LESLIE	367.01
HDR	133,045.33
HEARTLAND	14,272.96
HEATERMEALS	1,193.21
HERO HOUSE	773.75
HOME DEPOT	727.18
HONEY BUCKET	125.00
HOPELINK	28,544.00
HOPKINS, CRAIG	171.87
ICMA RETIREMENT TRUST 457 - 304745	30,319.08
iCOMPASS TECHNOLOGIES, INC.	8,000.00
INDEPENDENT STATIONERS	3,573.07
INFRASOURCE CONTRACTING LLC	29.36
INSLEE, BEST, DOEZIE & RYDER, P.S.	107,576.33
INSTITUTE FOR FAMILY DEVELOPMENT	3,938.00
INSTRUMENTATION NORTHWEST INC.	1,560.58
INTEGRA TELECOM	5,196.40
INTERNATIONAL CITY/CNTY MGMT ASSOC	2,154.43
INTERNATIONAL INST OF MUNI CLERKS	560.00
iWORQ SYSTEMS	4,800.00
J&K ASSOCIATES	10,789.04
J. MURPHEY CONSTRUCTION	42.67
JBS INSTRUMENTS	3,360.75
JET CITY PRINTING	3,832.48
JOHN E. REID & ASSOCIATES	580.00
JONES & STOKES	129.31
KCDA PURCHASING COOP	8,771.33
KELLY PRINTING & GRAPHICS	3,611.32
KENMORE ELEMENTARY PTA	3,666.67
KENMORE HERITAGE SOCIETY	25.00
KENYON DISEND, PLLC	13,166.87
KEY EQUIPMENT FINANCE	2,697.00
KING COUNTY	200.00
KING COUNTY W.L.R.D.	173,849.54
KING COUNTY ANIMAL SVCS	3,555.00
KING COUNTY DEPT OF CONST PROP SVCS	1,503.57
KING COUNTY FINANCE	509,906.01
KING COUNTY FIRE DISTRICT	850.00
KING COUNTY LIBRARY SYS	33,440.00
KING COUNTY PARKS	814.34
KING COUNTY PUBLIC DEFENSE	4,254.70

VB. Approval of Claim Nos. 24043 - 24106 in the amount of $601,358.24 for the period ending June 15, 2011.

KING COUNTY RADIO COMM SERVICES	8,982.46
KING COUNTY RECORDER'S OFFICE	343.00
KING COUNTY SHERIFF	734,947.21
KING COUNTY TREASURY	38,465.70
KONICA MINOLTA BUSINESS SOLUTIONS	5,503.36
KUKER-RANKEN INC	464.71
KUSTOM SIGNALS, INC.	263.09
LACHAPELLE, NATALIE	300.00
LIGHTHOUSE CONSULTING INC	10,913.04
LOEWEN, RON	76.00
LONGFELLOW, JONATHAN	420.00
LORBIECKI, GLENN	50.00
LYONS, KEN	6,687.40
MAACO	368.96
MAAS, NORMAN	2,520.00
MAIL FINANCE	1,767.86
MATRIX CONSULTING GROUP	20,366.00
MIDMOUNTAIN CONTRACTORS, INC	82,850.60
MILNE ELECTRIC, INC	24,187.00
MINZGHOR, NICHOLAS	1,411.92
MOBILE ELECTRICAL DISTRIBUTORS INC	12.13
MR. T'S TROPHIES	830.62
NAMI EASTSIDE	400.00
NATIONAL ALLIANCE ON MENTAL ILLNESS	1,081.50
NATIONAL ASSOC OF PARLIAMENTARIANS	85.00
NATIONAL BARRICADE CO	1,582.27
NATIONAL LEAGUE OF CITIES	3,849.00
NATIONAL LIFE OF VERMONT	2,520.43
NATIONWIDE FINANCIAL 401a	132,125.31
NATIONWIDE RETIREMENT SOLUTIONS 457	13,230.00
NEBC	195.00
NEXTEL COMMUNICATIONS	4,798.66
NORTHSHORE FIRE DEPT	6,562.60
NORTHSHORE PAVING INC	537.90
NORTHSHORE SENIOR CENTER	11,750.00
NORTHSHORE UTILITY DIST	56,249.62
NORTHSHORE YOUTH & FAMILY SERVICES	17,500.00
OAC SERVICES, INC	43,727.21
OFFICE DEPOT	842.99
OFFICE TEAM	10,533.71
OLYMPIC ENVIRONMENTAL RESOURCES	1,470.00
OM WORKSPACE	5,303.59
OSTROM DRUGS	557.40
OTAK	122,052.63
OUSLEY, NANCY	1,108.08
PACE ENGINEERS, INC.	3,057.50
PACIFIC NW TITLE CO OF WA, INC	1,095.00
PACIFIC TOPSOILS	6,065.19
PASSPORT TRAVEL AND TOURS	2,977.70
PAWS	3,785.00
PENDLETON CONSULTING LLC	7,760.57

VB. Approval of Claim Nos. 24043 - 24106 in the amount of $601,358.24 for the period ending June 15, 2011.

PEOPLES STORAGE	1,190.00
PETTY CASH CUSTODIAN	730.70
PHOTOTAINMENT	876.00
PHSI PURE WATER FINANCE	905.67
PLATT	506.41
PRIME PACIFIC BANK	60.00
PRSA	277.00
PRUDENTIAL	746.26
PUGET SOUND CLEAN AIR AGENCY	10,989.00
PUGET SOUND ENERGY	581,863.12
PUGET SOUND FINANCE OFFICERS ASSOC	50.00
PUGET SOUND REFRIGERATION	2,207.52
PURE WATER TECH OF PUGET SOUND	136.88
QUALITY BUSINESS SYSTEMS	9,989.60
RODGERS, MICHAEL	184.00
ROGERS, GLENN	2,512.74
RON KASPRISIN AIA	902.29
ROUNDY, CASSANDRA	50.00
S & S UPHOLSTERY	1,067.63
SAFRIN, PATTY	979.57
SARAH ROBERTS	54,900.00
SCHINDLER ELEVATOR CORPORATION	380.73
SCHLOTZHAUER FIRM PS	13,080.00
SEATTLE TIMES	2,665.22
SECRETARY OF STATE	55.00
SEES TREES AND EXCAVATION INC	1,007.40
SEMIAHMOO RESORT	520.56
SERVICE ELECTRIC	869.08
SHARAM FAMILY	19,444.40
SHATTUCK, NANCY	4,800.00
SHRED-IT	346.50
SNOHOMISH COUNTY SHERIFF'S OFFICE	33,014.87
SOUND LAW CENTER	5,537.00
SOUND PUBLISHING, INC.	2,016.00
STAPLES ADVANTAGE	4,977.11
STAR NORTHWEST, INC	56,941.47
STEWART BEALL MACNICHOLS	15,300.00
STOUDER, FRED	1,288.01
SUBURBAN CITIES ASSOC	11,784.87
SUNBELT	119.55
SUSKIN, LYNN	626.10
SUSSMAN/PREJZA & CO, INC	39,984.69
TELESYSTEMS WEST	257.33
THE KIPLINGER TAX LETTER	89.00
THE PIN CENTER	920.00
TIGER CONSTRUCTION & EXCAVATION	5,950.00
TIMEMARK INCORPORATED	106.76
TITAN OUTDOOR, LLC	862.00
TOTAL LANDSCAPE CORP	45,749.27
TOWN & COUNTRY FENCE, INC	427.05
TOWNE CENTRE HARDWARE	376.78

VB. Approval of Claim Nos. 24043 - 24106 in the amount of $601,358.24 for the period ending June 15, 2011.

TRAFFIC COUNT CONSULTANTS, INC	3,650.00
TRAN, SHAUN & DINH LIEU	415.80
T-TRAN LANDSCAPING & CONCRETE	8,760.00
ULI/SEATTLE DISTRICT CNCL	45.00
UNITED STATES POSTMASTER	1,440.19
UNITED WAY OF KING COUNTY	805.00
UNIVERSAL FIELD SERVICES	7,585.00
UNIVERSITY OF WASHINGTON	1,210.00
URBAN LAND INSTITUTE	225.00
US POSTAL SERVICE (HASLER)	4,450.82
VAN NESS, ALLAN	1,716.45
VAUGHAN, KENT	76.00
WA CITIES INSURANCE AUTHORITY	124,502.00
WA FINANCE OFFICERS ASSOCIATION	100.00
WA GUARANTEED EDUCATION TUITION	2,905.00
WA RECREATION & PARK ASSOCIATION	129.00
WA STATE DEPARTMENT OF AGRICULTURE	33.00
WA STATE DEPT OF LABOR & INDUSTRIES	120.20
WA STATE DEPT OF TRANSPORTATION	3,877.31
WA STATE PARKS & RECREATION	2,700.00
WARDS NATURAL SCIENCE	1,237.95
WASHINGTON CITY/COUNTY MGMT ASSOC	160.00
WASHINGTON ENERGY SERVICES	120.70
WASHINGTON MILITARY DEPARTMENT	5,009.34
WASHINGTON MUNICIPAL CLERKS ASSOC	75.00
WASHINGTON STATE DEPT OF INFO SERV	8,380.80
WASHINGTON STATE DEPT OF REVENUE	5,003.62
WASHINGTON STATE OFFICE CASH MGMT	517.50
WEINSTEIN AU	22,005.11
WELLS FARGO FINANCIAL	2,755.47
WONDERLAND DEVELOPMENT	8,540.00
YAKIMA COUNTY DEPT OF CORRECTIONS	59,400.05
ZONAR SYSTEMS	525.33
	$ 5,864,580.06

VB. Approval of Claim Nos. 24043 - 24106 in the amount of $601,358.24 for the period ending June 15, 2011.

CITY OF KENMORE, WASHINGTON

AGENDA BILL SUMMARY

AGENDA TITLE			MEETING DATE
Accept April 2011 Financial Reports for the City of Kenmore, Washington			June 27, 2011
DEPARTMENT	**DIRECTOR**	**CONTACT PERSON**	**PHONE**
Finance	Joanne Gregory	Joanne Gregory	425-398-8900

COST OF PROPOSAL: N/A	**ACCOUNT NUMBER: Various**
AMOUNT BUDGETED: 2011-2012 Adopted City Budget $37,128,075	**NAME AND FUND #:** All Funds

ATTACHMENT(S) TO AGENDA PACKET ITEM:

1. April 2011 Financial Reports for the City of Kenmore, Washington

SUMMARY STATEMENT:

The April monthly financial report is submitted for Council review and adoption. This provides the opportunity for the City Council and the community to receive information on the City of Kenmore's year to date revenues and expenditures in comparison to the City's 2011-2012 adopted biennial budget. It also provides an early opportunity to identify any potential variances or fluctuations from the adopted budget.

April is the fourth month (16.7%) of the current biennium. Sales tax and real estate excise tax (REET) revenues are low, especially when compared to already low results in 2009 and 2010. Development revenues and gas taxes are not showing any improvement; property tax collections at least were on target.

On a national level, the unemployment rate rose to 9% in April from 8.8% in March, a disappointing development. The Dow Jones closed at 12,811, another increase from the prior month.

CONSISTENT WITH OR COMPARISON TO PAST COUNCIL POLICIES, ORDINANCES, DIRECTION:

Kenmore Budget Policy 9a: A revenue/expenditure report will be produced monthly so that it can be directly compared to the actual results of the fiscal year to date. Kenmore Budget Policy 9b: All budget amendments, both revenues and expenditures, will be noted in the monthly report.

RECOMMENDED CITY COUNCIL ACTION/SUGGESTED MOTION:

Accept April 2011 Financial Report for the City of Kenmore, Washington

REVIEWED BY FINANCE DIRECTOR: JMG	REVIEWED BY CITY ATTORNEY:	APPROVED BY CITY MANAGER:
TODAY'S DATE: June 15, 2011	REVISION DATE(S):	FILE NAME & PATH (HYPERLINK)

I:\Admin & Finance\Monthly Reports\2011\Aor AB Summary.docx

VC. Accept April 2011 Financial Reports for the City of Kenmore, Washington - Joanne Gregory, Director of Finance

The City of Kenmore
PO Box 82607
KENMORE, WASHINGTON 98028

MEMORANDUM]

TO: Frederick C. Stouder, City Manager
FROM: Joanne Gregory, Finance Director
DATE: June 15, 2011
RE: April 2011 Financial Reports for the City of Kenmore, Washington

April 2011 financial information is presented for your review and delivery to the City Council. Attached you will find the following reports:

- General Fund Summary
- General Fund Revenue Graphs
- General Fund Expenditure Graphs
- All Funds Cash Summary
- Other Funds Monthly Activity
- Cash and Investment Report
- Schedule of Investments
- Sales Tax Receipts by Business Type
- Retail Sales and Use Tax Distribution
- Real Estate Excise Tax Report
- Monthly Report for Kenmore Village
- SR 522 Phase I Revenue and Expenditure History
- SR 522 Phase II Revenue and Expenditure History

If you would like additional information or have any questions regarding the financial reports, please feel free to contact me.

GENERAL FUND

The first section of the monthly financial report is a review of the General Fund. This fund accounts for operational activities and includes all financial resources except those required or elected to be accounted for in another fund. Revenues include various taxes, per capita distributions from the State, fines and forfeitures, permits and licenses, and fees for service.

In the context of the biennial budget, this is the fourth month (16.7%) of the 2011-2012 biennial budget period.

For the month of April, revenues exceeded expenditures in the General Fund by **$639,002**.

The following chart illustrates the monthly revenue and expenditure activity in the General Fund through April, 2011.

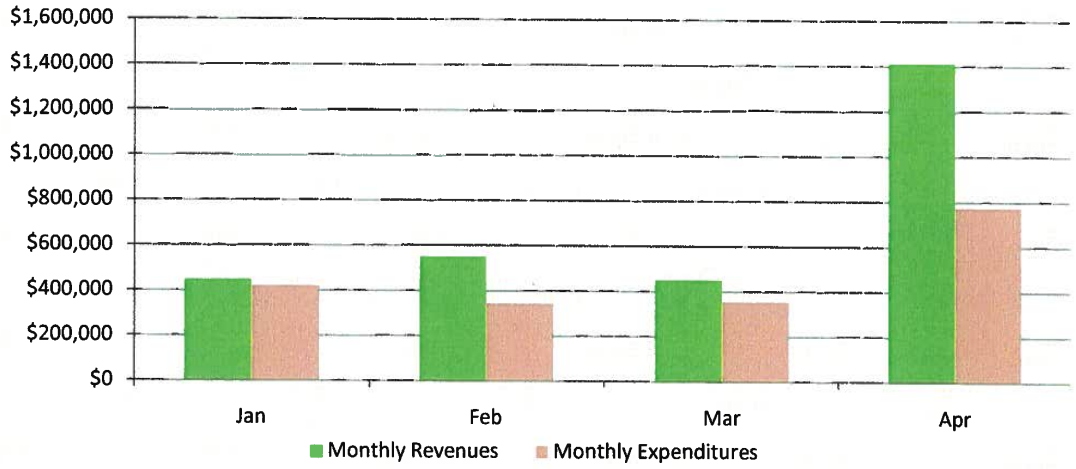

Total **revenues** for the month were **$1,413,881.** Year to date the revenues are $2,870,653 which is 15.2% of the biennial budgeted revenues of $18,833,596. Primary sources of revenue for the month included the first half payment of 2011 property taxes in the amount of $971,035, retail sales and use taxes in the amount of $124,216, and utility taxes in the amount of $142,553. Note that year to date franchise fees are unusually high due to two of the 2010 quarterly payments (total of $121,674) not being remitted to the City until early 2011.

A summary of sales tax revenues received in April is attached. These receipts are based on February sales activity and are lower, for these first four months, than the previous three years. The chart below gives a historical perspective of monthly sales tax receipts over the last several years. The black dotted Target 2011 line is a monthly average of actual receipts by month during 2008, 2009, and 2010. The solid black line represents 2011 actual receipts.

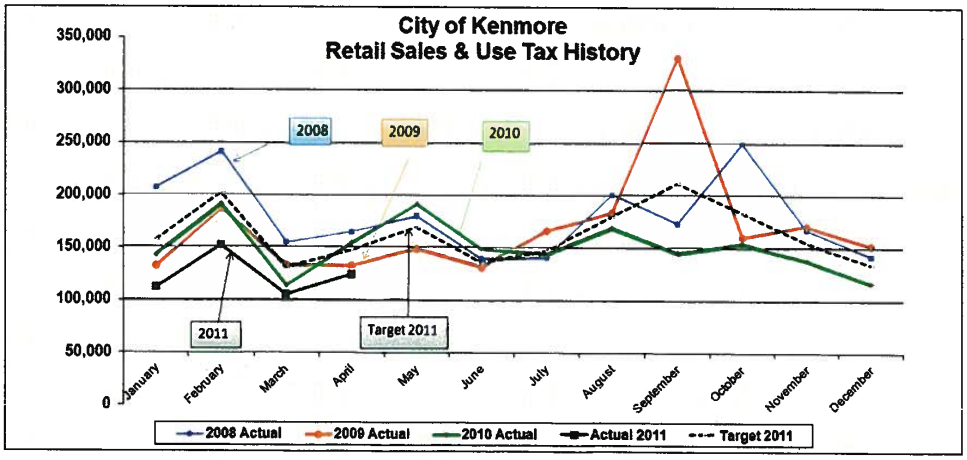

VC. Accept April 2011 Financial Reports for the City of Kenmore, Washington - Joanne Gregory, Director of Finance

The following chart illustrates the historical trends of sales tax receipts from the major segments: construction, retail, wholesale, other (agriculture, services, manufacturing, transportation and utilities) from January 2006 through February 2011. Construction sales taxes are shown without the benefit of the Brightwater construction project and are declining. This category had the benefit of the city hall, Bastyr dorms, and fire station construction projects which have been completed or are near completion. The King County Library construction project is currently underway but will be completed in a couple of months. Other segments have not yet experienced significant, prolonged downturns; however wholesale and manufacturing receipts have definitely fallen off.

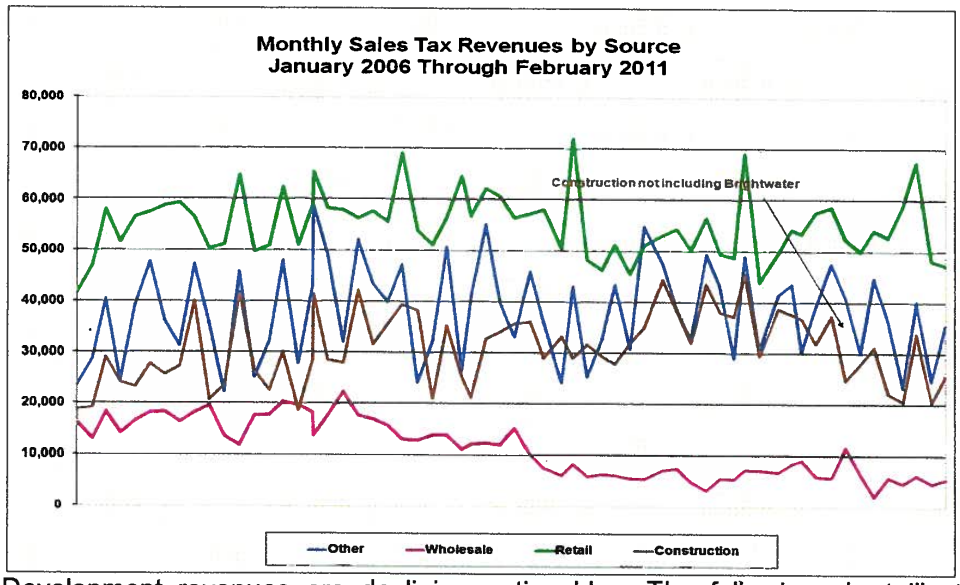

Development revenues are declining noticeably. The following chart illustrates the revenue activity over the last four and a half years.

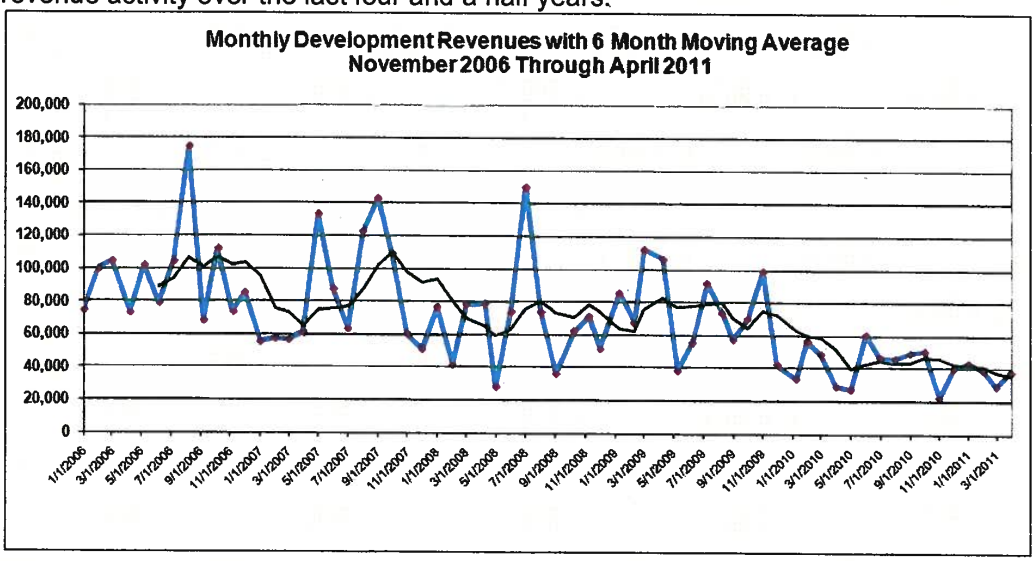

VC. Accept April 2011 Financial Reports for the City of Kenmore, Washington - Joanne Gregory, Director of Finance

April 2011 expenditures were **$774,879.** Year to date expenditures are $1,899,004 which is 9.9% of the biennial budget expenditures of $19,256,668. During this month, $56,941 was paid to Star Northwest for court ordered attorney fees, voter registration fees of $32,247 were paid to King County (based on 14,119 registered voters), and $135,000 was disbursed in accordance with the Bastyr ballfield agreement. As happens every year, the monthly cost of the police services contract has not yet been billed for 2011 and those expenditures have not yet been reflected. The first invoice for the year should arrive and be paid in June.

The General Fund 2011-2012 budgeted beginning fund balance is $4,941,884. This is a substantial reserve and represents 53% of the budgeted 2011 expenditures. The City's Financial Policy 3) Contingent Accounts prescribes that the minimum General Fund balance reserve should be $1,876,990 for 2011. The City Council will provide policy direction regarding the additional reserve of $3,064,894.

OTHER FUNDS

The April cash activity for all funds is presented on the attached All Funds Cash Summary. Total City cash and investments, at the end of April totaled $17,444,818. This balance does not include cash of $443,550 held as retainage on the city hall construction project. The Other Funds Monthly Activity graphs compare biennium to date revenues and expenditures to the 2011-2012 biennial budget.

Other than the following, there were no significant transactions or unusual activities noted during the month of April. Total other fund (non General Fund) revenues were $465,887 and total other fund (non-General Fund) expenditures were $251,507.

In the **Street Fund** revenue from gas tax distributions was $32,335.

The following chart shows recent gas tax receipts through April, 2011. As the price of gas is again on the rise, expect to see a reduction of gas tax revenues due to economizing by the public and increased use of fuel efficient vehicles.

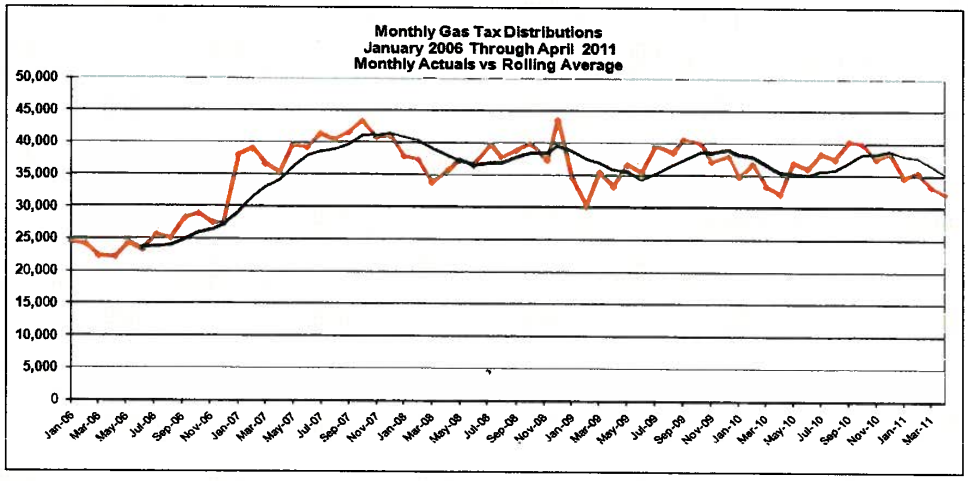

VC. Accept April 2011 Financial Reports for the City of Kenmore, Washington - Joanne Gregory, Director of Finance

In the **Arterial Street** Fund, $12,941 was expended on SR 522 Phase I and Phase II; $34,017 was spent on various other transportation projects.

Park impact fees of $2,413 and **transportation impact fees** of $8,022 were received in April. There have been no expenditures in these funds thus far this year.

The **Municipal Capital Fund** received $50,463 of real estate excise taxes (REET) in April from sales activity that occurred in March. 38 transactions were reported this month.

The attached Real Estate Excise Tax Report shows the monthly activity since 2007. Below is a chart that shows both the number of real estate transactions and the value of those transactions for the years 2007, 2008, 2009, 2010, 2011. It is evident that there are a stable number of monthly transactions but not at the peak level experienced in 2007.

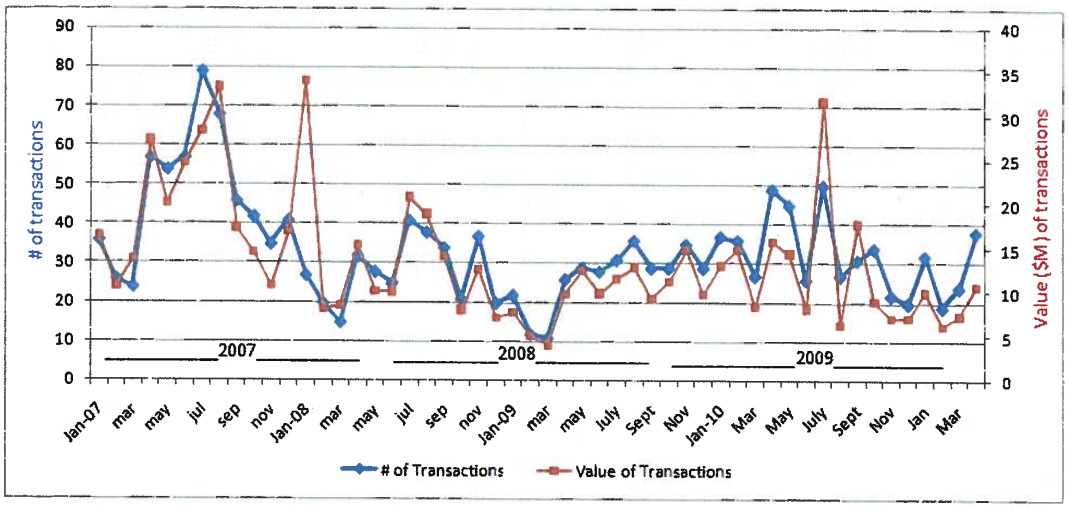

SUMMARY

This concludes the financial report for the City of Kenmore as of **April 30, 2011**. Thank you for taking the time to review the materials. I appreciate your feedback and encourage you to contact the City Manager if you have any questions prior to the City Council meeting.

VC. Accept April 2011 Financial Reports for the City of Kenmore, Washington - Joanne Gregory, Director of Finance

City of Kenmore, Washington
General Fund Summary Report
April 30, 2011

	CURRENT PERIOD 2011-2012				PRIOR PERIOD 2009-2010		
	MONTH April	YEAR TO DATE 2011	% of BUDGET	BIENNIUM BUDGET 2011-2012	CURRENT April-2010	YEAR TO DATE 2010	BIENNIUM BUDGET 2009-2010
REVENUES							
Beginning Fund Balance				**4,941,884**			**3,683,966**
Property Taxes	971,035	1,129,979	13.7%	8,254,387	793,596	970,406	7,870,521
Sales and Use Taxes	153,318	624,068	14.4%	4,339,202	184,139	732,662	4,486,179
Utility Taxes	142,553	567,667	18.9%	3,002,082	135,302	554,466	3,001,932
Other Taxes	485	8,528	8.2%	104,104	3,115	10,799	145,900
Development Fees & Permits	38,484	151,023	10.5%	1,439,095	29,089	168,521	1,803,313
Franchise Fees	61,973	255,526	47.4%	538,588	55,090	119,186	466,900
Intergovernmental and Grants	39,820	122,950	16.1%	761,476	54,271	174,580	760,841
Investment Interest	5,943	9,441	16.9%	56,000	15,368	-32,997	180,000
Fines and Forfeitures	140	502	0.0%	0	0	0	0
Transfers and Other Revenues	130	969	0.3%	338,662	5,652	8,744	235,220
Total Revenues	1,413,881	2,870,653	15.2%	18,833,596	1,275,622	2,706,367	18,950,806
Total Revenues & Beginning Fund Balance				23,775,480			22,634,772

	CURRENT PERIOD 2011-2012				PRIOR PERIOD 2009-2010		
	MONTH April	YEAR TO DATE 2011	% of BUDGET	BIENNIUM BUDGET 2011-2012	CURRENT April-2010	YEAR TO DATE 2010	BIENNIUM BUDGET 2009-2010
EXPENDITURES							
Cost Center							
City Council	8,129	37,836	17.4%	217,644	15,483	47,039	184,307
City Manager	62,472	255,744	15.2%	1,684,600	67,713	259,237	1,576,240
City Clerk	20,224	78,272	14.6%	536,261	18,823	79,876	503,323
Finance	18,836	82,156	12.9%	639,213	19,564	87,722	484,516
Legal	90,402	110,349	26.8%	412,000	40,040	113,298	415,000
Non-Departmental	81,334	293,277	19.1%	1,532,818	123,959	414,569	1,774,827
Interfund Transfers	0	0	0.0%	1,623,013	0	0	3,296,095
Public Safety	124,488	225,914	2.9%	7,664,363	73,567	433,331	6,969,090
Engineering	36,417	137,709	12.8%	1,074,935	26,401	118,926	1,197,788
Planning &Community Dev	25,402	102,864	13.8%	747,632	137,874	431,270	3,358,755
Land Dev & Permitting	40,594	163,379	10.4%	1,571,147		0	0
Parks & Facility Maintenance	266,581	411,504	26.5%	1,553,042	74,492	173,713	1,001,942
Total Expenditures	774,879	1,899,004	9.9%	19,256,668	597,916	2,158,981	20,761,883
Ending Fund Balance				**4,518,812**			**1,872,888**
Total Expenditures and Ending Fund Balance				23,775,480			22,634,771

I:\Admin & Finance\Monthly Reports\2011\AprGeneral Fund

VC. Accept April 2011 Financial Reports for the City of Kenmore, Washington - Joanne Gregory, Director of Finance

City of Kenmore, Washington
General Fund Revenue Graphs
April 30, 2011

PROPERTY TAXES

	2011-2012 Biennium to Date Budget	2011-2012 Biennium Actual
Jan	10,862	10,090
Feb	53,674	48,396
Mar	178,078	158,944
Apr	977,365	1,129,979
May	2,104,307	
June	2,128,886	
July	2,141,268	
Aug	2,178,622	
Sept	2,234,210	
Oct	2,939,254	
Nov	4,071,083	
Dec	4,106,660	
2011	4,106,660	
Year To Date Actual v. Projected		115.61%

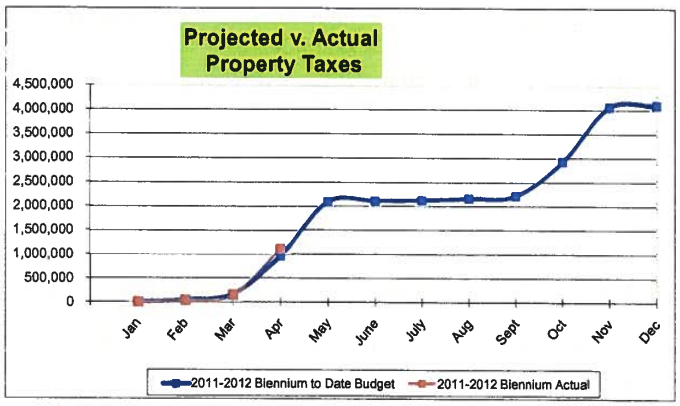

SALES, USE, CRIM JUSTICE TAXES

	2011-2012 Biennium to Date Budget	2011-2012 Biennium Actual
Jan	174,792	143,734
Feb	408,586	337,267
March	552,562	470,750
Apr	738,057	624,068
May	964,931	
June	1,145,610	
July	1,320,155	
Aug	1,526,322	
Sept	1,706,765	
Oct	1,894,218	
Nov	2,069,709	
Dec	2,219,601	
2011	2,219,601	
Year To Date Actual v. Projected		85%

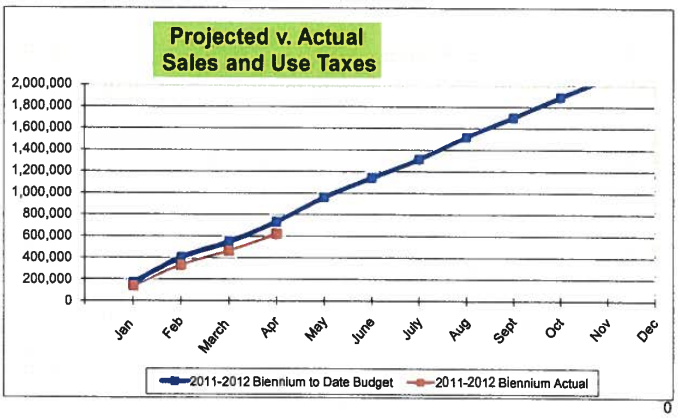

0

UTILITY TAXES

	2011-2012 Biennium to Date Budget	2011-2012 Biennium Actual
Jan	125,087	145,824
Feb	250,173	289,238
March	375,260	425,114
Apr	500,347	567,667
May	625,433	
June	750,520	
July	875,607	
Aug	1,000,693	
Sept	1,125,780	
Oct	1,250,867	
Nov	1,375,953	
Dec	1,501,040	
2011	1,501,040	
Year To Date Actual v. Projected		113%

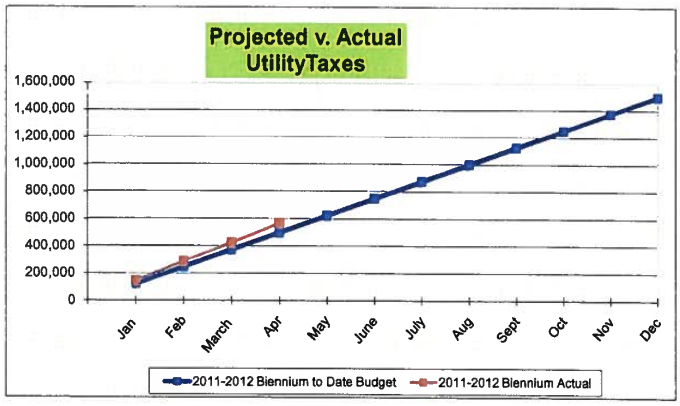

VC. Accept April 2011 Financial Reports for the City of Kenmore, Washington - Joanne Gregory, Director of Finance

City of Kenmore, Washington
General Fund Revenue Graphs
April 30, 2011

DEVELOPMENT FEES & PERMITS

	2011-2012 Biennium to Date Budget	2011-2012 Biennium Actual
Jan	53,274	43,730
Feb	106,549	83,138
March	159,823	112,539
Apr	213,097	151,023
May	266,372	
June	319,646	
July	372,920	
Aug	426,195	
Sept	479,469	
Oct	532,743	
Nov	586,018	
Dec	639,292	
2011	639,292	
Year To Date Actual v. Projected		71%

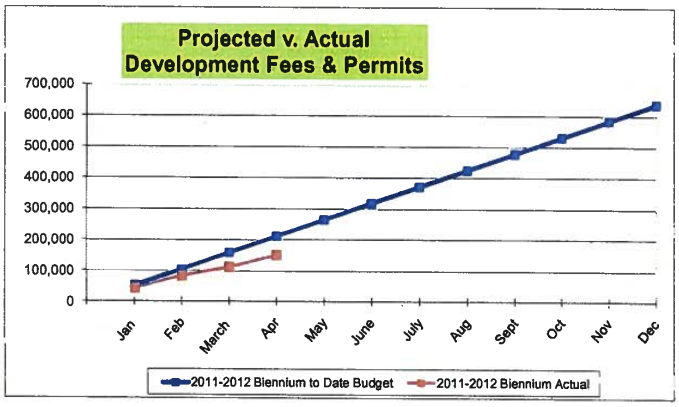

FRANCHISE FEES

	2011-2012 Biennium to Date Budget	2011-2012 Biennium Actual
Jan	0	64,328
Feb	67,324	193,553
March	67,324	193,553
Apr	67,324	255,526
May	134,647	
June	134,647	
July	134,647	
Aug	201,971	
Sept	201,971	
Oct	201,971	
Nov	269,294	
Dec	269,294	
2011	269,294	
Year To Date Actual v. Projected		380%

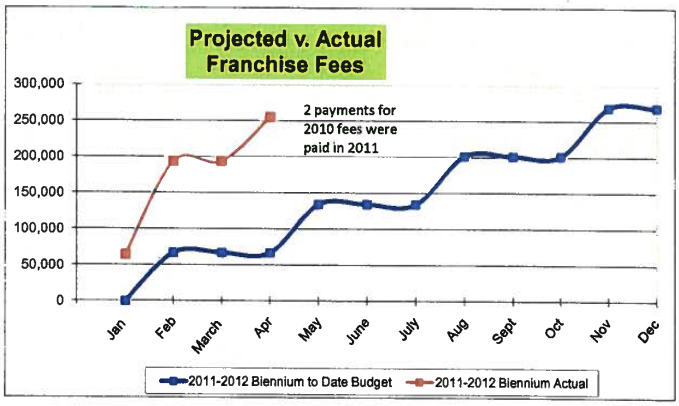

INTERGOVERNMENTAL & GRANTS

	2011-2012 Biennium to Date Budget	2011-2012 Biennium Actual
Jan	31,728	39,034
Feb	63,456	39,034
March	95,185	83,130
Apr	126,913	122,950
May	158,641	
June	190,369	
July	222,097	
Aug	253,825	
Sept	285,554	
Oct	317,282	
Nov	349,010	
Dec	380,738	
2011	380,738	
Year To Date Actual v. Projected		97%

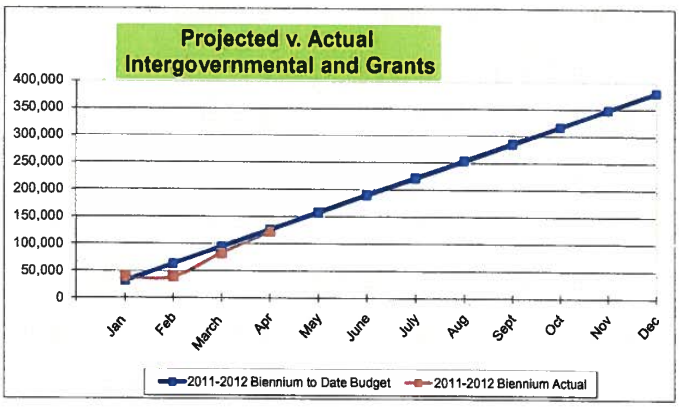

VC. Accept April 2011 Financial Reports for the City of Kenmore, Washington - Joanne Gregory, Director of Finance

City of Kenmore, Washington
General Fund Revenue Graphs
April 30, 2011

OTHER REVENUES AND TRANSFERS

	2011-2012 Biennium to Date Budget	2011-2012 Biennium Actual
Jan	21,279	3,527
Feb	42,558	12,958
March	63,836	12,742
Apr	85,115	19,440
May	106,394	
June	127,673	
July	148,951	
Aug	170,230	
Sept	191,509	
Oct	212,788	
Nov	234,066	
Dec	255,345	
2011	255,345	
Year To Date Actual v. Projected		23%

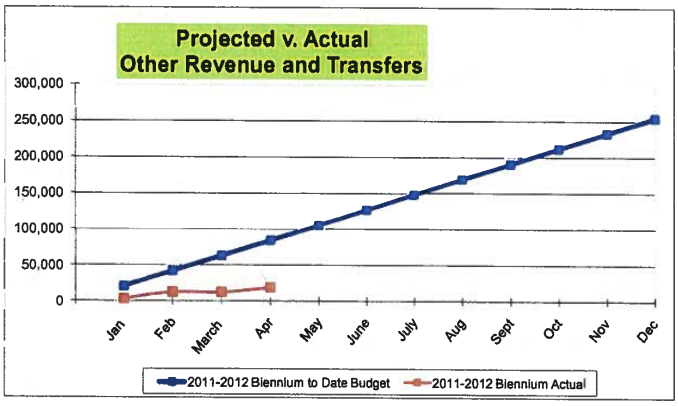

TOTAL GENERAL FUND REVENUE

	2011-2012 Biennium to Date Budget	2011-2012 Biennium Actual
Jan	417,023	450,267
Feb	992,321	1,003,584
March	1,492,068	1,456,772
Apr	2,708,218	2,870,653
May	4,360,726	
June	4,797,351	
July	5,215,646	
Aug	5,757,859	
Sept	6,225,257	
Oct	7,349,123	
Nov	8,955,134	
Dec	9,371,971	
2011	9,371,971	
Year To Date Actual v. Projected		106.00%

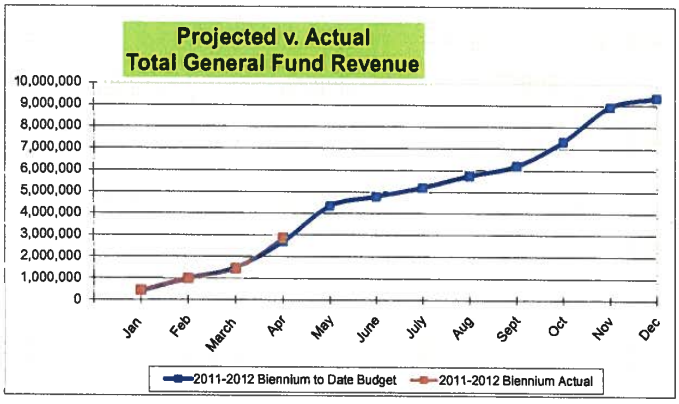

VC. Accept April 2011 Financial Reports for the City of Kenmore, Washington - Joanne Gregory, Director of Finance

City of Kenmore, Washington
General Fund Expenditure Graphs
April 30, 2011

CITY COUNCIL

	2011-2012 Biennium to Date Budget	2011-2012 Biennium Actual
Jan	9,066	5,667
Feb	18,133	16,802
March	27,199	29,707
Apr	36,266	37,836
May	45,332	
June	54,399	
July	63,465	
Aug	72,531	
Sept	81,598	
Oct	90,664	
Nov	99,731	
Dec	108,797	
2011	108,797	
Year To Date Actual v. Projected		104%

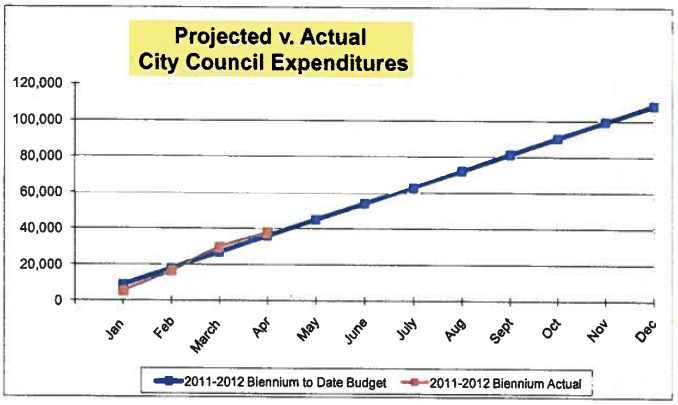

CITY MANAGER

	2011-2012 Biennium to Date Budget	2011-2012 Biennium Actual
Jan	70,645	50,407
Feb	141,289	105,614
March	211,934	193,272
Apr	282,578	255,744
May	353,223	
June	423,867	
July	494,512	
Aug	565,156	
Sept	635,801	
Oct	706,445	
Nov	777,090	
Dec	847,734	
2011	847,734	
Year To Date Actual v. Projected		91%

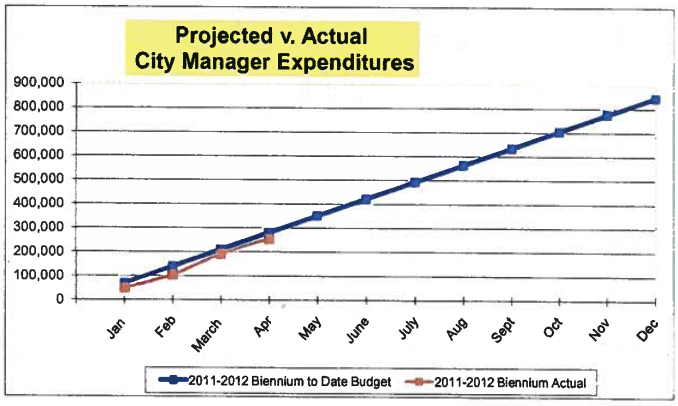

CITY CLERK & FINANCE

	2011-2012 Biennium to Date Budget	2011-2012 Biennium Actual
Jan	48,098	38,133
Feb	96,197	82,263
March	144,295	121,368
Apr	192,394	160,428
May	240,492	
June	288,591	
July	336,689	
Aug	384,787	
Sept	432,886	
Oct	480,984	
Nov	529,083	
Dec	577,181	
2011	577,181	
Year To Date Actual v. Projected		83%

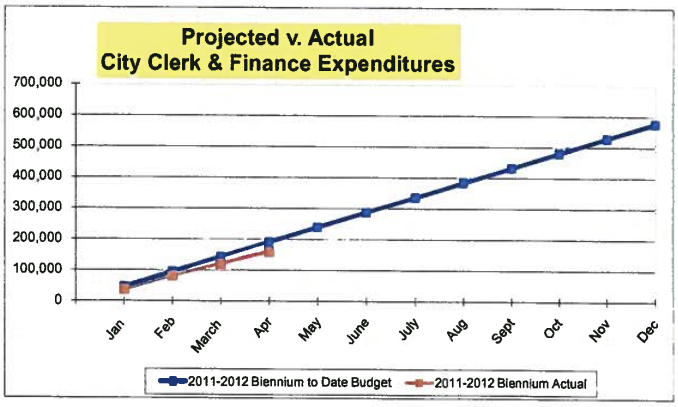

VC. Accept April 2011 Financial Reports for the City of Kenmore, Washington - Joanne Gregory, Director of Finance

City of Kenmore, Washington
General Fund Expenditure Graphs
April 30, 2011

LEGAL

	2011-2012 Biennium to Date Budget	2011-2012 Biennium Actual
Jan	17,792	0
Feb	35,583	9,472
March	53,375	19,947
Apr	71,167	110,349
May	88,958	
June	106,750	
July	124,542	
Aug	142,333	
Sept	160,125	
Oct	177,917	
Nov	195,708	
Dec	213,500	
2011	213,500	
Year To Date Actual v. Projected		155%

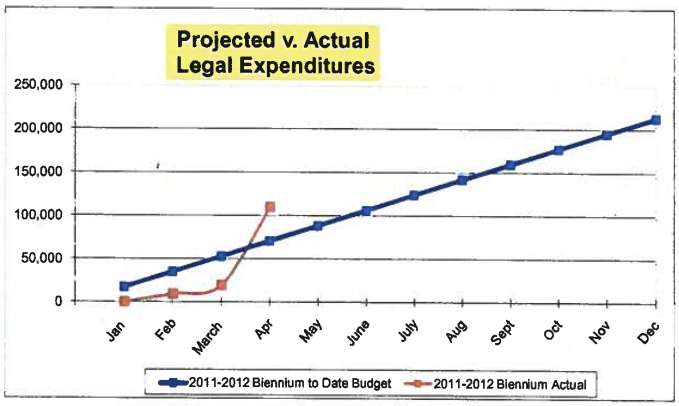

NON-DEPARTMENTAL, TRANSFERS, INTERFUND LOANS

	2011-2012 Biennium to Date Budget	2011-2012 Biennium Actual
Jan	115,185	194,427
Feb	230,369	203,114
March	345,554	211,943
Apr	460,738	293,277
May	575,923	
June	691,107	
July	806,292	
Aug	921,476	
Sept	1,036,661	
Oct	1,151,845	
Nov	1,267,030	
Dec	1,382,214	
2011	1,382,214	
Year To Date Actual v. Projected		64%

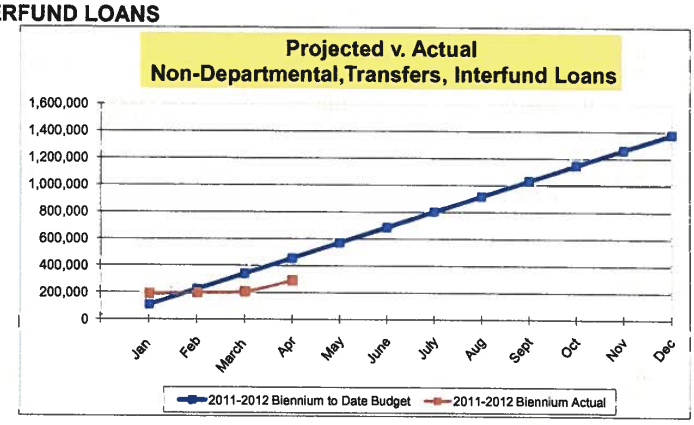

PUBLIC SAFETY

	2011-2012 Biennium to Date Budget	2011-2012 Biennium Actual
Jan	306,742	30,467
Feb	613,484	45,647
March	920,227	101,426
Apr	1,226,969	225,914
May	1,533,711	
June	1,840,453	
July	2,147,195	
Aug	2,453,937	
Sept	2,760,680	
Oct	3,067,422	
Nov	3,374,164	
Dec	3,680,906	
2011	3,680,906	
Year To Date Actual v. Projected		18%

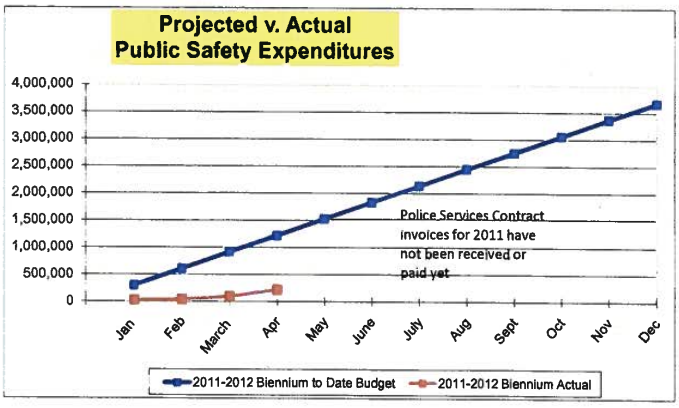

VC. Accept April 2011 Financial Reports for the City of Kenmore, Washington - Joanne Gregory, Director of Finance

City of Kenmore, Washington
General Fund Expenditure Graphs
April 30, 2011

ENGINEERING

	2011-2012 Biennium to Date Budget	2011-2012 Biennium Actual
Jan	44,213	33,890
Feb	88,426	67,607
March	132,639	101,292
Apr	176,852	137,709
May	221,065	
June	265,278	
July	309,490	
Aug	353,703	
Sept	397,916	
Oct	442,129	
Nov	486,342	
Dec	530,555	
2011	530,555	
Year To Date Actual v. Projected		78%

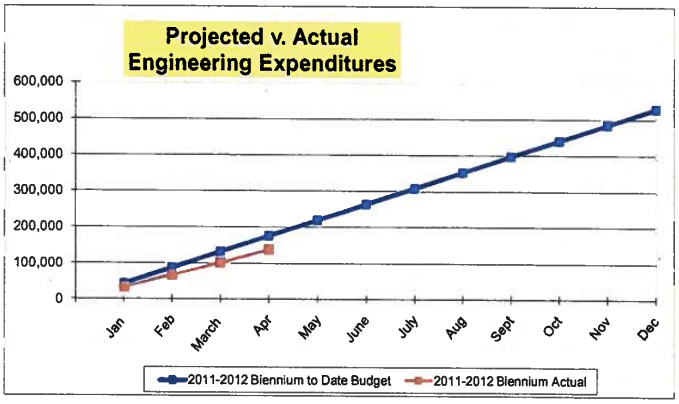

PLANNING & COMMUNITY DEV

	2011-2012 Biennium to Date Budget	2011-2012 Biennium Actual
Jan	30,740	23,392
Feb	61,480	52,442
March	92,220	77,462
Apr	122,959	102,864
May	153,699	
June	184,439	
July	215,179	
Aug	245,919	
Sept	276,659	
Oct	307,398	
Nov	338,138	
Dec	368,878	
2011	368,878	
Year To Date Actual v. Projected		84%

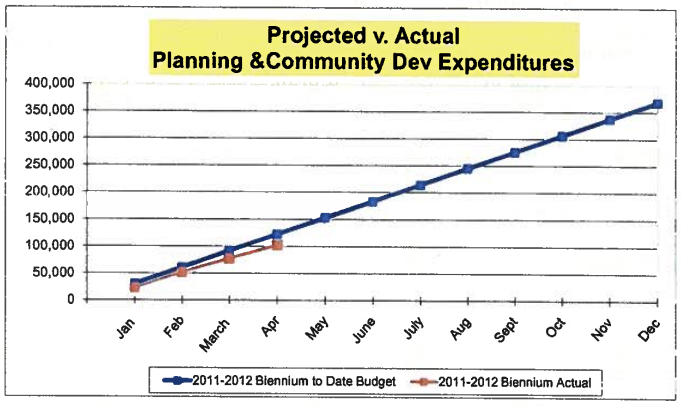

LAND DEV & PERMITTING

	2011-2012 Biennium to Date Budget	2011-2012 Biennium Actual
Jan	64,315	39,962
Feb	128,630	81,679
March	192,946	122,785
Apr	257,261	163,379
May	321,576	
June	385,891	
July	450,206	
Aug	514,521	
Sept	578,837	
Oct	643,152	
Nov	707,467	
Dec	771,782	
2011	771,782	
Year To Date Actual v. Projected		64%

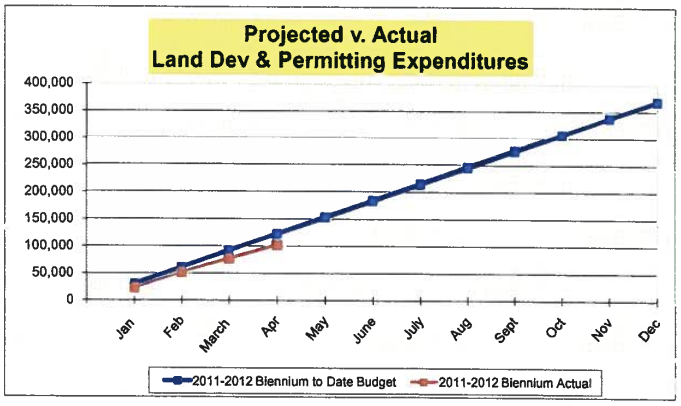

VC. Accept April 2011 Financial Reports for the City of Kenmore, Washington - Joanne Gregory, Director of Finance

City of Kenmore, Washington
General Fund Expenditure Graphs
April 30, 2011

PARKS & FACILITY MAINT

	2011-2012 Biennium to Date Budget	2011-2012 Biennium Actual
Jan	66,665	6,230
Feb	133,329	103,546
March	199,994	144,923
Apr	266,659	411,504
May	333,323	
June	399,988	
July	466,653	
Aug	533,317	
Sept	599,982	
Oct	666,647	
Nov	733,311	
Dec	799,976	
2011	799,976	
Year To Date Actual v. Projected		154%

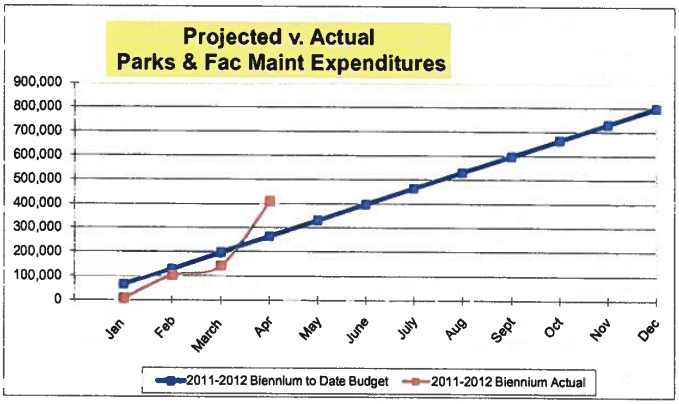

TOTAL GENERAL FUND EXPENDITURES

	2011-2012 Biennium to Date Budget	2011-2012 Biennium Actual
Jan	773,460	422,575
Feb	1,546,921	768,186
March	2,320,381	1,124,125
Apr	3,093,841	1,899,004
May	3,867,301	
June	4,640,762	
July	5,414,222	
Aug	6,187,682	
Sept	6,961,142	
Oct	7,734,603	
Nov	8,508,063	
Dec	9,281,523	
2011	9,281,523	
Year To Date Actual v. Projected		61%

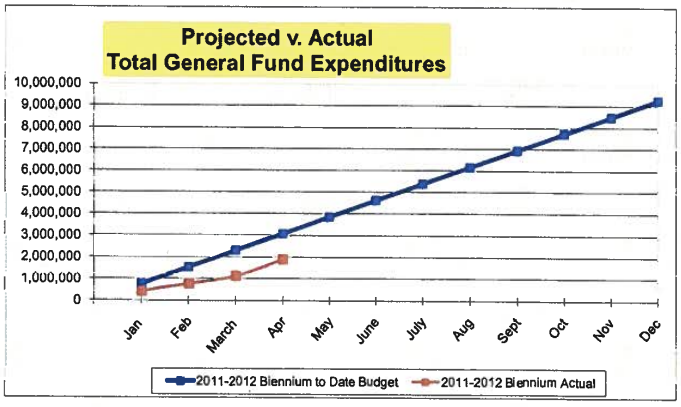

VC. Accept April 2011 Financial Reports for the City of Kenmore, Washington - Joanne Gregory, Director of Finance

City of Kenmore, Washington
All Funds Cash Summary
April 30, 2011

	2009-2010 BIENNIUM	BUDGET	APRIL	2011-2012 BIENNIUM TO DATE
GENERAL FUND				
Beginning Cash	2,748,258	4,941,884		4,941,884
Interfund Loan Repayment	6,850,000	0		0
Revenues	18,944,234	18,833,595	1,413,881	2,870,653
Total Sources	28,542,492	23,775,479	1,413,881	7,812,537
Interfund Loans	5,350,000	0		0
Expenditures	18,262,703	19,256,668	774,879	1,899,004
Ending Cash	4,929,789	4,518,811		5,913,533
Total Uses	28,542,492	23,775,479	774,879	7,812,537
STREET FUND				
Beginning Cash	228,568	2,040,582		2,040,582
Interfund Loan	3,550,000	0		0
Revenues	8,568,320	2,347,724	34,803	133,365
Total Sources	12,346,888	4,388,306	34,803	2,173,947
Interfund Loan Repaid	6,150,000			0
Expenditures	4,156,306	3,113,790	126,185	239,310
Ending Cash	2,040,582	1,274,516		1,934,637
Total Uses	12,346,888	4,388,306	126,185	2,173,947
ARTERIAL STREET FUND				
Beginning Cash	1,432,272	1,209,197		1,209,197
Interfund Loan	8,300,000	0		0
Revenues	23,393,136	5,556,577	0	0
Total Sources	33,125,408	6,765,774	0	1,209,197
Interfund Loan Repaid	10,500,000	0		0
Expenditures	21,416,211	5,282,641	46,958	662,062
Ending Cash	1,209,197	1,483,133		547,135
Total Uses	33,125,408	6,765,774	46,958	1,209,197
PUBLIC ART FUND				
Beginning Cash	67,378	68,244		68,244
Revenues	130,857	3,979	0	0
Total Sources	198,235	72,223	0	68,244
Expenditures	129,991	1,000	0	0
Ending Cash	68,244	71,223		68,244
Total Uses	198,235	72,223	0	68,244
PARK IMPACT FEE FUND				
Beginning Cash	976,339	1,354,455		1,354,455
Revenues	396,799	440,942	2,413	26,543
Total Sources	1,373,138	1,795,397	2,413	1,380,998
Expenditures	18,683	700,000	0	0
Ending Cash	1,354,455	1,095,397		1,380,998
Total Uses	1,373,138	1,795,397	0	1,380,998
TRANSPORTATION IMPACT FEE FUND				
Beginning Cash	146,087	545,655		545,655
Revenues	1,280,266	943,962	8,022	88,244
Total Sources	1,426,353	1,489,617	8,022	633,899
Expenditures	880,698	1,367,532	0	0
Ending Cash	545,655	122,085		633,899
Total Uses	1,426,353	1,489,617	0	633,899
SWAMP CREEK BASIN FUND				
Beginning Cash	0	1,762,640		1,762,640
Revenues	1,762,640	35,619	0	0
Total Sources	1,762,640	1,798,259	0	1,762,640
Expenditures	0	0	0	0
Ending Cash	1,762,640	1,798,259		1,762,640
Total Uses	1,762,640	1,798,259	0	1,762,640

I:\Admin & Finance\Monthly Reports\2011\AprAll Funds

VC. Accept April 2011 Financial Reports for the City of Kenmore, Washington - Joanne Gregory, Director of Finance

City of Kenmore, Washington
All Funds Cash Summary
April 30, 2011

	2009-2010 BIENNIUM	BUDGET	APRIL	2011-2012 BIENNIUM TO DATE
MUNICIPAL CAPITAL RESERVE FUND				
Beginning Cash	2,402,043	1,866,318		1,866,318
Interfund Loan Repayment	8,800,000	0		0
Revenues	1,493,254	2,038,341	51,624	164,931
Total Sources	12,695,297	3,904,659	51,624	2,031,249
Interfund Loan	5,500,000	0		0
Expenditures	5,328,980	3,346,018	0	0
Ending Cash	1,866,318	558,641		2,031,249
Total Uses	12,695,297	3,904,659	0	2,031,249
CAPITAL PROJECTS FUND				
Beginning Cash	12,016,588	60,725		60,725
Revenues	4,693,262	191,078	4,726	47,157
Total Sources	16,709,850	251,803	4,726	107,882
Expenditures	16,636,626	190,820	2,328	325,215
Ending Cash	73,223	60,983		(217,333)
Total Uses	16,709,850	251,803	2,328	107,882
SURFACE WATER MANAGEMENT FUND				
Beginning Cash	3,865,039	1,590,280		1,590,280
Revenues	2,824,196	3,128,748	341,925	411,501
Total Sources	6,689,235	4,719,028		2,001,781
Expenditures	5,098,954	3,726,109	75,189	699,033
Ending Cash	1,590,280	992,919		1,302,748
Total Uses	6,689,235	4,719,028	75,189	2,001,781
STRATEGIC RESERVE FUND				
Beginning Cash	1,057,632	1,264,464		1,264,464
Interfund Loan Repayment	1,000,000	0		0
Revenues	206,832	0	0	0
Total Sources	2,264,464	1,264,464	0	1,264,464
Interfund Loans	1,000,000			0
Expenditures	0	0	0	0
Ending Cash	1,264,464	1,264,464		1,264,464
Total Uses	2,264,464	1,264,464	0	1,264,464
EQUIPMENT REPLACEMENT FUND				
Beginning Cash	510,358	524,310		524,310
Revenues	111,198	161,520	0	0
Total Sources	621,556	685,830	0	524,310
Expenditures	97,246	143,497	0	0
Ending Cash	524,310	542,333		524,310
Total Uses	621,556	685,830	0	524,310
TRUST AND AGENCY (NON BUDGETED FUND)*				
Beginning Cash	269,109	278,859		278,859
Revenues	144,107	0	22,374	23,957
Total Sources	413,216	278,859	22,374	302,816
Expenditures	134,357	0	847	4,522
Ending Cash	278,859	278,859		298,294
Total Uses	413,216	278,859	847	302,816
TOTALS				
Beginning Cash	25,719,671	17,507,613		17,507,613
Interfund Loan	28,500,000	0	0	0
Revenues	63,949,101	33,682,085	1,879,768	3,766,351
Total Sources	118,168,772	51,189,698	1,879,768	21,273,964
Interfund Loan	28,500,000	0	0	0
Expenditures	72,160,756	37,128,075	1,026,386	3,829,146
Ending Cash	17,508,016	14,061,623		17,444,818
Total Uses	118,168,772	51,189,698	1,026,386	21,273,964

I:\Admin & Finance\Monthly Reports\2011\AprAll Funds

VC. Accept April 2011 Financial Reports for the City of Kenmore, Washington - Joanne Gregory, Director of Finance

City of Kenmore, Washington
Other Funds Monthly Activity
April 30, 2011

STREET FUND

	2011-2012 Budget Expenditures	2011-2012 Actual Expenditures	2011-2012 Budget Revenue	2011-2012 Actual Revenue
Jan	119,005	18,288	87,562	34,676
Feb	238,011	68,162	175,125	70,210
March	357,016	113,125	262,687	98,562
Apr	476,021	239,310	350,250	133,365
May	595,027		437,812	
June	714,032		525,375	
July	833,037		612,937	
Aug	952,043		700,499	
Sept	1,071,048		788,062	
Oct	1,190,053		875,624	
Nov	1,309,059		963,187	
Dec	1,428,064		1,050,749	
2011-2012	3,113,790		2,347,724	
Total Actual to Date vs Total Budget		8%		6%

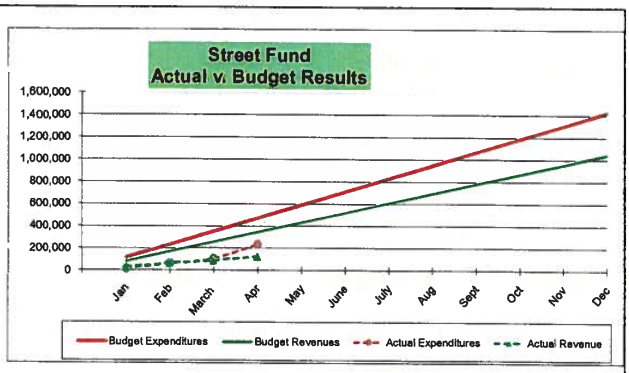

The Street Fund accounts for street maintenance operations, funded by the State's fuel tax and transfers from the General Fund.

ARTERIAL STREET FUND

	2011-2012 Budget Expenditures	2011-2012 Actual Expenditures	2011-2012 Budget Revenue	2011-2012 Actual Revenue
Jan	319,542	0	209,710	0
Feb	639,083	87,039	419,419	0
March	958,625	615,104	629,129	0
Apr	1,278,166	662,062	838,838	0
May	1,597,708		1,048,548	
June	1,917,250		1,258,257	
July	2,236,791		1,467,967	
Aug	2,556,333		1,677,676	
Sept	2,875,874		1,887,386	
Oct	3,195,416		2,097,095	
Nov	3,514,957		2,306,805	
Dec	3,834,499		2,516,514	
2011-2012	5,282,641		5,556,577	
Total Actual to Date vs Total Budget		13%		0%

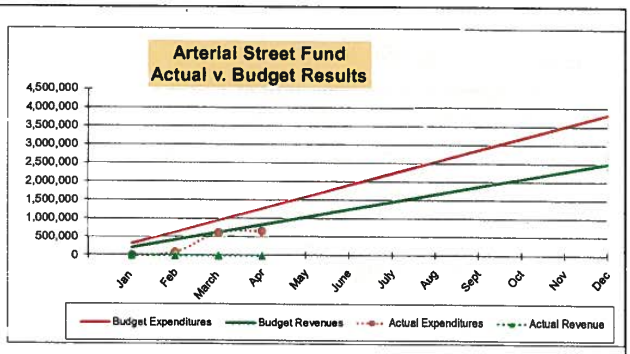

The Arterial Street Fund accounts for capital improvements to the City's streets and SR 522, funded by various grants plus City resources from real estate excise tax and transportation impact fees. All phases of improvements to SR 522 are now accounted for in this fund. There is a time lag between project expenditures and reimbursements from grants; this accounts for the lower revenues compared to the expenditures.

PUBLIC ART FUND

	2011-2012 Budget Expenditures	2011-2012 Actual Expenditures	2011-2012 Budget Revenue	2011-2012 Actual Revenue
Jan	0	0	165	0
Feb	0	0	330	0
March	0	0	496	0
Apr	0	0	661	0
May	0		826	
June	500		991	
July	500		1,156	
Aug	500		1,321	
Sept	500		1,487	
Oct	500		1,652	
Nov	500		1,817	
Dec	500		1,982	
2011-2012	1,000		3,979	
Total Actual to Date vs Total Budget		0%		0%

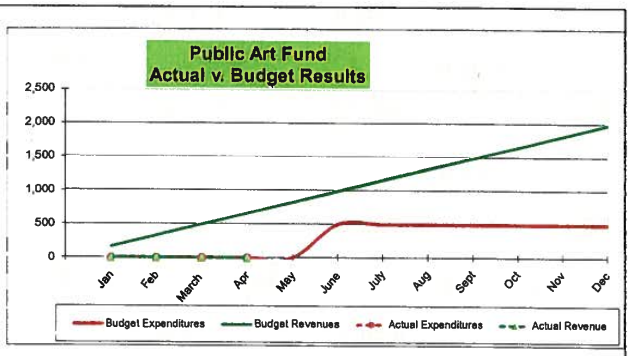

This fund accounts for public art authorized by Ordinance 01-0115. One percent (1%) of public project construction contracts is contributed to this fund to provide for public art displays or performing arts events as authorized by the City Council.

VC. Accept April 2011 Financial Reports for the City of Kenmore, Washington - Joanne Gregory, Director of Finance

City of Kenmore, Washington
Other Funds Monthly Activity
April 30, 2011

PARK IMPACT FEE FUND

	2011-2012 Budget Expenditures	2011-2012 Actual Expenditures	2011-2012 Budget Revenue	2011-2012 Actual Revenue
Jan	33,333	0	17,432	9,652
Feb	66,667	0	34,864	14,478
March	100,000	0	52,296	24,130
Apr	133,333	0	69,728	26,543
May	166,667		87,160	
June	200,000		104,592	
July	233,333		122,023	
Aug	266,667		139,455	
Sept	300,000		156,887	
Oct	333,333		174,319	
Nov	366,667		191,751	
Dec	400,000		209,183	
2011-2012	700,000		440,942	
Total Actual to Date vs Total Budget		0%		6%

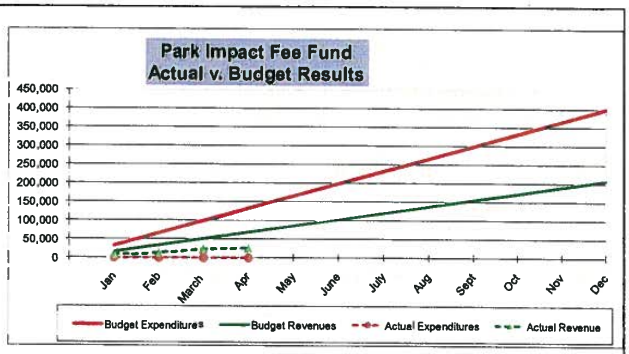

This fund accounts for City imposed park impact fees on new development. Expenditures are for public park acquisitions and improvements.
In the 2011-2012 budget, expenditures represent transfers to Muncipal Capital Fund for improvements to City parks.

TRANSPORTATION IMPACT FEE FUND

	2011-2012 Budget Expenditures	2011-2012 Actual Expenditures	2011-2012 Budget Revenue	2011-2012 Actual Revenue
Jan	84,794	0	39,172	32,089
Feb	169,589	0	78,345	48,133
March	254,383	0	117,517	80,222
Apr	339,177	0	156,689	88,244
May	423,972		195,861	
June	508,766		235,034	
July	593,560		274,206	
Aug	678,355		313,378	
Sept	763,149		352,550	
Oct	847,943		391,723	
Nov	932,738		430,895	
Dec	1,017,532		470,067	
2011-2012	1,367,532		943,962	
Total Actual to Date vs Total Budget		0%		9%

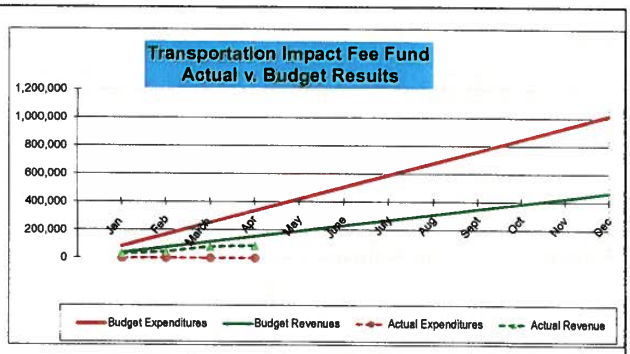

This fund accounts for City imposed transportation impact fees on new development. Expenditures are for public transportation improvements.

SWAMP CREEK BASIN FUND

	2011-2012 Budget Expenditures	2011-2012 Actual Expenditures	2011-2012 Budget Revenue	2011-2012 Actual Revenue
Jan	0	0	1,477	0
Feb	0	0	2,954	0
March	0	0	4,430	0
Apr	0	0	5,907	0
May	0		7,384	
June	0		8,861	
July	0		10,337	
Aug	0		11,814	
Sept	0		13,291	
Oct	0		14,768	
Nov	0		16,244	
Dec	0		17,721	
2011-2012	0		35,619	
Total Actual to Date vs Total Budget		0%		0%

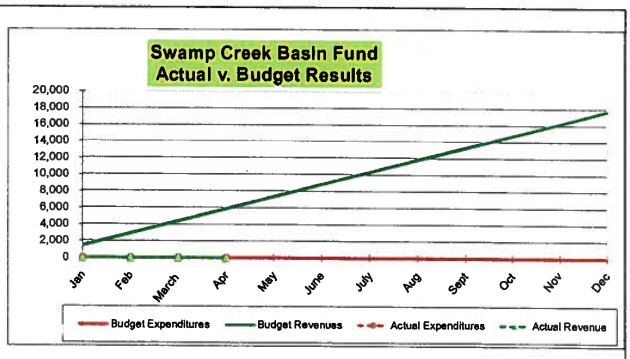

This fund accounts for the Memorandum of Agreement with King County which provided funds reserved for surface water projects, improvements, and maintenance within the Swamp Creek Basin.

VC. Accept April 2011 Financial Reports for the City of Kenmore, Washington - Joanne Gregory, Director of Finance

City of Kenmore, Washington
Other Funds Monthly Activity
April 30, 2011

MUNICIPAL CAPITAL FUND

	2011-2012 Budget Expenditures	2011-2012 Actual Expenditures	2011-2012 Budget Revenue	2011-2012 Actual Revenue
Jan	120,622	0	88,632	48,679
Feb	241,245	0	177,264	76,105
March	361,867	0	265,896	113,307
Apr	482,489	0	354,527	164,931
May	603,112		443,159	
June	723,734		531,791	
July	844,356		620,423	
Aug	964,979		709,055	
Sept	1,085,601		797,687	
Oct	1,206,223		886,318	
Nov	1,326,846		974,950	
Dec	1,447,468		1,063,582	
2011-2012	3,346,018		2,038,341	
Total Actual to Date vs Total Budget		0%		8%

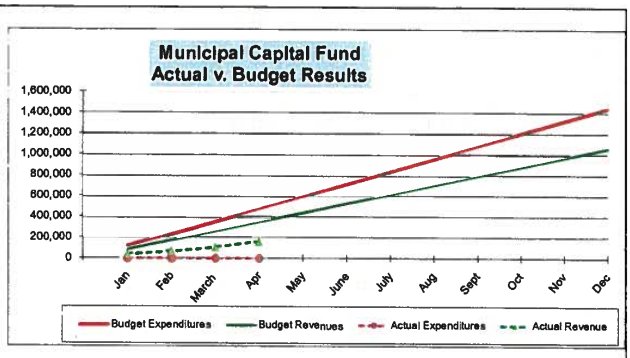

The Municipal Capital Fund accounts for the 1/2% real estate excise taxes levied by the City which are restricted to capital projects and improvements. Expenditures include park improvements and transfers to the Arterial Street Fund for transportation improvements.

CAPITAL PROJECTS FUND

	2011-2012 Budget Expenditures	2011-2012 Actual Expenditures	2011-2012 Budget Revenue	2011-2012 Actual Revenue
Jan	7,951	319,303	7,401	2,738
Feb	15,902	321,118	14,802	4,264
March	23,853	322,887	22,203	42,431
Apr	31,803	325,215	29,604	47,157
May	39,754		37,005	
June	47,705		44,407	
July	55,656		51,808	
Aug	63,607		59,209	
Sept	71,558		66,610	
Oct	79,508		74,011	
Nov	87,459		81,412	
Dec	95,410		88,813	
2011-2012	190,819		191,078	
Total Actual to Date vs Total Budget		170%		25%

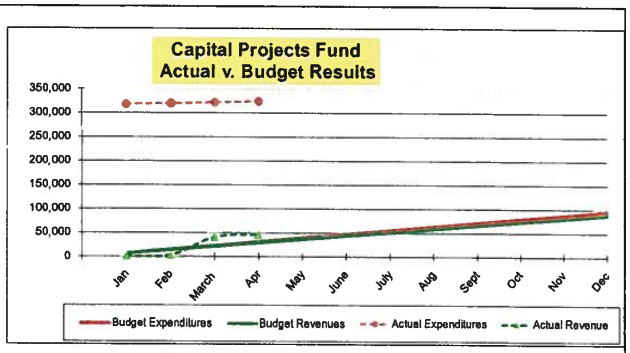

The Capital Projects Fund accounts for leasing activity within Kenmore Village and contributions to ARCH (A Regional Coalition for Housing).

SURFACE WATER MANAGEMENT FUND

	2011-2012 Budget Expenditures	2011-2012 Actual Expenditures	2011-2012 Budget Revenue	2011-2012 Actual Revenue
Jan	197,009	21,232	129,837	3,070
Feb	394,019	144,148	259,673	23,504
March	591,028	623,844	389,510	69,576
Apr	788,037	699,033	519,346	411,501
May	985,047		649,183	
June	1,182,056		779,019	
July	1,379,065		908,856	
Aug	1,576,075		1,038,692	
Sept	1,773,084		1,168,529	
Oct	1,970,093		1,298,365	
Nov	2,167,103		1,428,202	
Dec	2,364,112		1,558,038	
2011-2012	3,726,109		3,128,748	
Total Actual to Date vs Total Budget		19%		13%

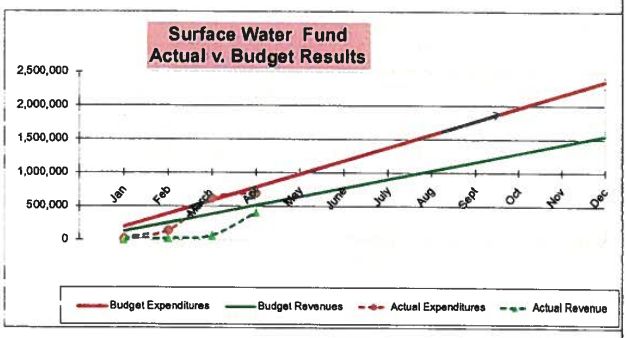

This fund accounts for receipts from surface water assessments. The assessments are collected through the property tax billings; the majority of the receipts are collected in May and November. Expenditures are for surface water maintenance activities such as sweeping and drainage as well as capital improvements.

VC. Accept April 2011 Financial Reports for the City of Kenmore, Washington - Joanne Gregory, Director of Finance

City of Kenmore, Washington
Other Funds Monthly Activity
April 30, 2011

STRATEGIC RESERVE FUND

	2011-2012 Budget Expenditures	2011-2012 Actual Expenditures	2011-2012 Budget Revenue	2011-2012 Actual Revenue
Jan	0	0	0	0
Feb	0	0	0	0
March	0	0	0	0
Apr	0	0	0	0
May	0		0	
June	0		0	
July	0		0	
Aug	0		0	
Sept	0		0	
Oct	0		0	
Nov	0		0	
Dec	0		0	
2011-2012	0		0	
Total Actual to Date vs Total Budget		0%		0%

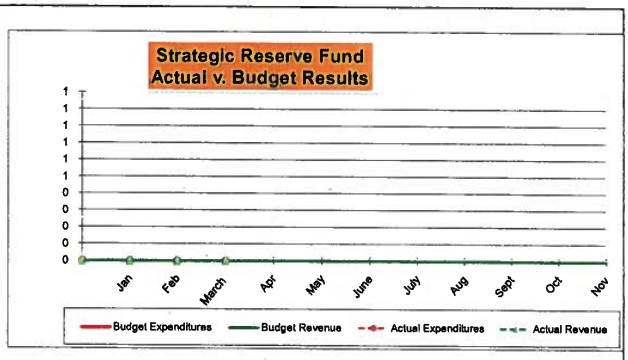

This fund was created to serve as the City's emergency reserve fund. Per State Statute, the fund cannot exceed $.375 per $1,000 of the City's assessed value and is fully funded at $1,264,464 for 2011. No expenditures are anticipated or have been budgeted at this time.

EQUIPMENT REPLACEMENT FUND

	2011-2012 Budget Expenditures	2011-2012 Actual Expenditures	2011-2012 Budget Revenue	2011-2012 Actual Revenue
Jan	11,958	0	6,756	0
Feb	23,916	0	13,512	0
March	35,874	0	20,268	0
Apr	47,832	0	27,024	0
May	59,790		33,780	
June	71,749		40,536	
July	83,707		47,292	
Aug	95,665		54,048	
Sept	107,623		60,804	
Oct	119,581		67,560	
Nov	131,539		74,316	
Dec	143,497		81,072	
2011-2012	143,497		161,520	
Total Actual to Date vs Total Budget		0%		0%

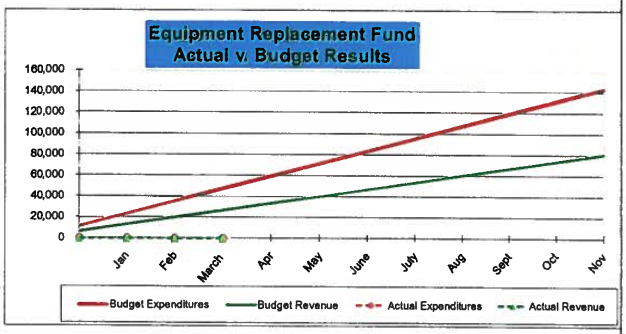

This fund is used to maintain a reserve for future replacement of equipment, including, but not limited to furniture, computers and vehicles. Payments are received from various operating departments and funds that benefit from or use the assets.

VC. Accept April 2011 Financial Reports for the City of Kenmore, Washington - Joanne Gregory, Director of Finance

City of Kenmore, Washington
Cash and Investment Report
April 30, 2011

Fund	Beg. Cash & Inv. from Prev. Mo.	Monthly Revenues	Monthly Expenditures	End. Cash & Inv. Current Month
General	$5,274,875	$1,413,881	$774,879	$5,913,877
Street	2,026,018	34,803	126,185	1,934,636
Arterial Street	594,094	0	46,958	547,136
Public Art	68,245	0	0	68,245
Park Impact Fee	1,378,587	2,413	0	1,381,000
Transp Impact Fee	625,877	8,022	0	633,899
Swamp Creek Basin	1,762,640	0	0	1,762,640
Municipal Capital	1,979,623	51,624	0	2,031,247
Capital Projects	(219,734)	4,726	2,328	-217,336
Capital Projects-Retainage	443,525	25	0	443,550
Surface Water Mgt.	1,036,012	341,925	75,189	1,302,748
Strategic Reserve	1,264,465	0	0	1,264,465
Equipment Replacement	524,311	0	0	524,311
Trust & Agency	276,764	22,374	847	298,291
Totals	$17,035,302	$1,879,793	$1,026,386	$17,888,709

Fund	Cash, Savings, Local Govt Investment Pool	(> One Year) Fixed Investments	Total
General	$1,141,752	$4,772,185	$5,913,937
Street	1,084,637	850,000	1,934,637
Arterial Street	547,136	0	547,136
Public Art	53,245	15,000	68,245
Park Impact Fee	451,001	930,000	1,381,001
Transp Impact Fee	603,899	30,000	633,899
Swamp Creek Basin	362,640	1,400,000	1,762,640
Municipal Capital	2,031,247	0	2,031,247
Capital Projects	(223,775)	450,000	226,225
Surface Water Mgt.	792,749	510,000	1,302,749
Strategic Reserve	414,465	850,000	1,264,465
Equipment Replacement	74,311	450,000	524,311
Trust & Agency	198,290	100,000	298,290
Totals	$7,531,596	$10,357,185	$17,888,781

I:\Admin & Finance\Monthly Reports\2011\AprCashInv

VC. Accept April 2011 Financial Reports for the City of Kenmore, Washington - Joanne Gregory, Director of Finance

City of Kenmore, Washington
Schedule of Investments
April 30, 2011

Report by Security	Investment #	Type	Maturity Date	Purchase Date	Rate	Yield	Possible Call Date	Principal or Balance	Yield Equivalents
		Average Yield to Maturity-Securities						Overall Average Yield	0.59%
Piper Jaffray									
	3134G14C5	FHLMC	3/7/2013	3/7/2011	1.00%	1.00%	3/7/2012	1,000,000.00	10,000.00
called 5/2/11	313371WR3	FHLB	12/10/2012	12/10/2010	0.70%	0.70%	3/10/2011	1,000,000.00	7,000.00
									-
Total Piper Jaffrey Purchases								**2,000,000.00**	**17,000.00**
Time Value Investments									
	31398A6K3	FNMA	11/29/2013	3/1/2011	0.80%	0.80%	11/29/2011	989,229.77	7,913.84
	3134G1K60	FHLMC	12/28/2015	12/28/2010	2.05%	2.05%	12/28/2011	1,000,000.00	20,500.00
	31398A4N9	FNMA	10/15/2013	12/8/2010	1.00%	1.00%	4/15/2011	999,990.00	9,999.90
Total TVI Purchases								**2,989,219.77**	**38,413.74**
Wells Fargo Bank									
	313372QY3	FHLB	9/10/2013	3/10/2011	1.45%	1.45%	6/10/2011	1,000,000.00	14,500.00
	3134G14G6	FHLMC	2/25/2013	2/25/2011	1.00%	1.00%	8/25/2011	1,000,000.00	10,000.00
Total Wells Fargo Purchases								**2,000,000.00**	**24,500.00**
Bank of America									
									-
	3133XTV45	FHLB	6/3/2011	6/16/2009	1.13%	1.45%		995,270.00	14,431.42
Total Bank of America Purchases								**995,270.00**	**14,431.42**
Banner Bank CD's									
	5740005425	CD	2/6/2011	2/6/2010	1.44%	1.45%		1,132,694.88	16,424.08
Total Banner Bank CD's								**1,132,694.88**	**16,424.08**
Sound Community Bank CD's									
	39780029	Money Market	2/1/2012	2/1/2011	0.20%	0.20%		1,000,000.00	2,000.00
Total Sound Community Bank CD's								**1,000,000.00**	**2,000.00**
Cascade Bank CD's									
	280128104	CD	3/15/2012	3/16/2011	0.89%	0.89%		90,000.00	801.00
	280128112	CD	3/10/2011	3/10/2010	0.99%	1.00%		150,000.00	1,500.00
Total Cascade Bank CD's								**240,000.00**	**2,301.00**
TOTAL ALL SECURITIES								**$ 10,357,184.65**	**$ 90,570.23**
		Banner Checking and Savings				**0.25% Banner**		**$2,299,582.42**	5,748.96
		Cascade Savings				**0.25%**		**11,044.03**	27.61
		Cash						**1,005.00**	-
		Local Government Investment Pool				**0.17% LGIP**		**$5,219,964**	8,873.94
									-
				Total Accounts				**$ 17,888,779.63**	**105,220.73**

I:\Admin & Finance\Monthly Reports\2011\AprinvSch

VC. Accept April 2011 Financial Reports for the City of Kenmore, Washington - Joanne Gregory, Director of Finance

City of Kenmore, Washington

SALES TAX RECEIPTS BY BUSINESS TYPE

April 2011

	SALES TAX	USE TAX	TOTAL	PERCENT
AGRICULTURE & OTHER	1,631.97	9.10	1,641.08	1.3%
CONSTRUCTION	35,565.85	141.91	35,707.76	28.7%
MANUFACTURING	2,871.02	19.03	2,890.05	2.3%
TRANSPORTATION & UTILITIES	6,238.51	270.37	6,508.89	5.2%
WHOLESALE	4,889.72	572.84	5,462.56	4.4%
RETAIL TRADE	46,575.20	850.56	47,425.76	38.2%
SERVICES	22,742.23	306.77	23,049.00	18.6%
PUBLIC SERVICES	67.95	1,463.29	1,531.24	1.2%
	120,582.45	3,633.88	124,216.33	100.0%

City of Kenmore, Washington
Retail Sales and Use Tax Distribution
April 30, 2011

Industry	Prior 12 Months ending April 2010	Current 12 Months ending April 2011	% Increase/ (Decrease)	% of Total
Agriculture & Other (Landscaping, Animal Hospitals)	$24,960	$26,964	8.03%	1.58%
Construction	703,760	531,684 *	-24.45%	31.24%
Manufacturing (Printing, Publishing, Other Manuf.)	31,019	19,969	-35.62%	1.17%
Transp/Comm/Utilities (Telecomm., Air Transport.)	111,448	106,397	-4.53%	6.25%
Wholesale (Lumber, Other Wholesale)	72,092	76,255	5.77%	4.48%
Retail Trade (Eating, Merchandise, Food Stores)	624,049	656,548	5.21%	38.58%
Services (Auction, Recreation, Auto Repair, Financial)	323,921	284,185	-12.27%	16.70%
Totals	$1,891,249	$1,702,002	-10.01%	100%
Increase/(Decrease)		($189,247)	-10.01%	

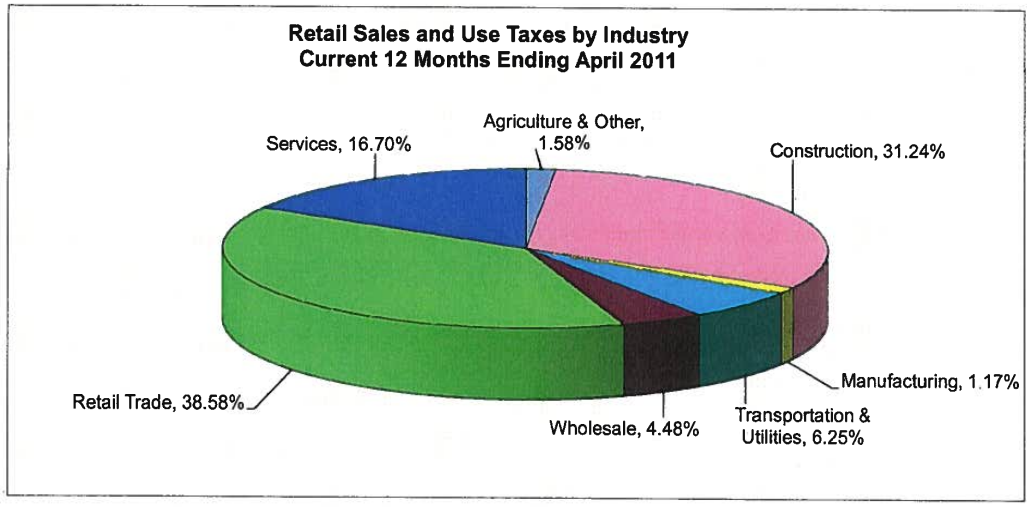

NOTE: Due to the City's Confidentiality Agreement with the Department of Revenue, specific business information cannot be disclosed.
* Approximately 10% of this is due to the Brightwater project.
There is a sixty-day lag between sales taxes collected and when they are remitted to the City

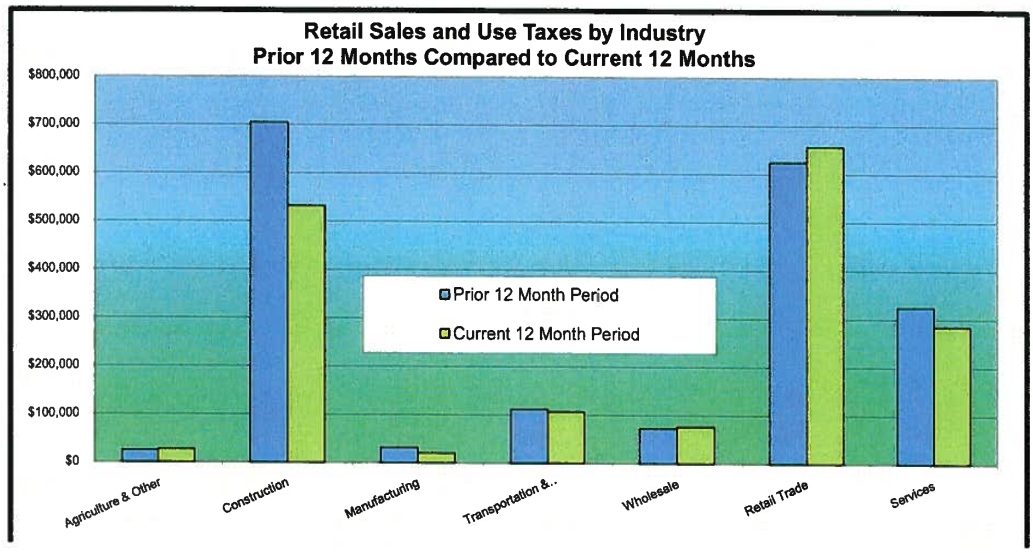

I:\Admin & Finance\Monthly Reports\2011\AprSalesTaxDist

VC. Accept April 2011 Financial Reports for the City of Kenmore, Washington - Joanne Gregory, Director of Finance

City of Kenmore, Washington
Real Estate Excise Tax Report
April 30, 2011

Real Estate Excise Taxes (REET)
2008 - 2011 Monthly Receipts

	Actual 2008	Actual 2009	Actual 2010	Actual 2011	Target 2011
January	167,796	36,640	64,792	48,679	89,743
February	39,354	25,466	73,383	27,294	46,068
March	42,409	31,468	41,445	36,507	38,441
April	75,958	48,355	78,233	50,463	67,515
May	50,369	61,743	71,622		61,245
June	45,084	45,639	38,919		43,214
July	102,721	55,328	158,221		105,423
August	93,364	63,161	23,033		59,853
September	68,457	46,508	87,734		67,566
October	39,607	55,905	57,761		51,091
November	60,295	72,456	35,585		56,112
December	34,608	41,723	32,962		36,431
	$820,021	$584,392	$763,689	$162,943	$722,701

For 2011, Taxes are $94,910 less than the same period last year and below the 2011 target by $78,824

Real Estate Excise Taxes (REET)
2008 - 2011 Property Sales > $500,000
(The sales actually occur in the prior month; there is a 30 day lag between sales and when the City receives the revenue)

	2008	2009	2010	2011	Taxes from > $500,000 Sale Amounts 2008	2009	2010	2011
January	28,479,285	3,809,950	3,790,500	1,046,085	140,972	18,859	18,763	5,178
February	4,994,900	2,819,838	4,805,000	547,257	24,725	13,958	23,785	2,709
March	6,016,500	2,923,000	1,149,000	1,100,000	29,782	14,469	5,688	5,445
April	9,089,830	3,942,750	1,779,000	1,075,000	44,995	19,517	8,806	5,321
May	4,285,470	7,254,950	1,859,000		21,213	35,912	9,202	0
June	5,868,926	560,000	540,000		29,051	2,772	2,673	0
July	15,533,779	3,739,900	18,013,000		76,892	18,513	89,164	0
August	12,492,130	3,857,600	1,020,000		61,836	19,095	5,049	0
September	6,504,602	2,275,000	11,276,760		32,198	11,261	55,820	0
October	3,397,877	5,949,213	610,000		16,819	29,449	3,020	0
November	5,851,865	6,393,000	1,020,000		28,967	31,645	5,049	0
December	619,950	1,855,348	2,178,000		3,069	9,184	10,781	0
	$103,135,114	$45,380,549	$48,040,260	$3,768,342	$510,519	$224,634	237,800	18,653

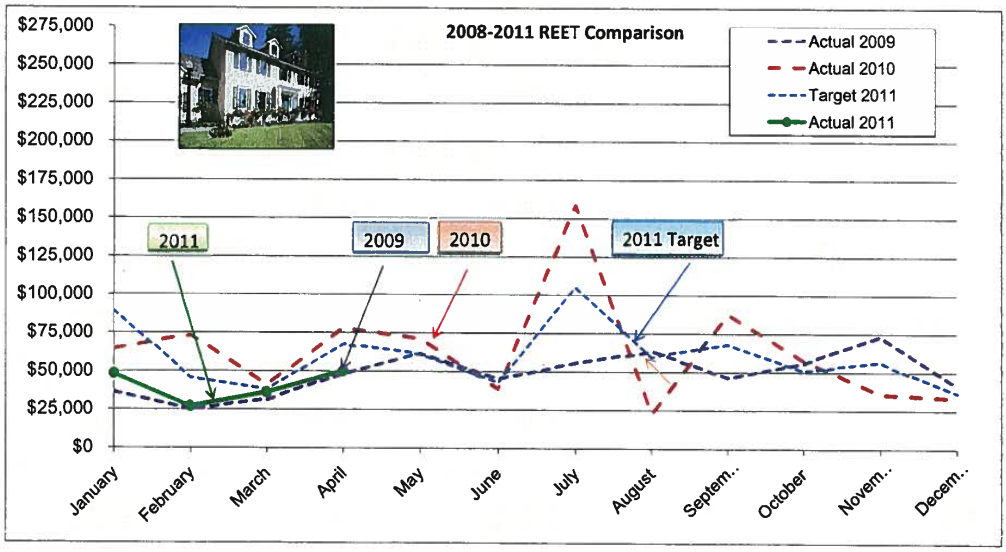

* NOTE THE 2011 TARGET IS BASED ON A 3-YEAR AVERAGE (2008-2010) OF ACTUAL RECEIPTS.

I:\Admin & Finance\Monthly Reports\2011\AprREET

VC. Accept April 2011 Financial Reports for the City of Kenmore, Washington - Joanne Gregory, Director of Finance

City of Kenmore, Washington
Monthly Report for Kenmore Village
April 30, 2011

	April Activity	Biennium-to-Date	Biennium Budget
Revenues			
Lease Income USPS (6700 Building)	$ 3,976	$ 7,952	$ 88,266
Return of Security Deposit	0	3,257	0
Other Rent Income	750	2,250	0
Insurance Proceeds	0	19,672	0
Leasehold Excise Returned	0	1,526	0
Total Revenues	4,726	34,657	88,266
Expenditures			
6700 Building Improvements	2,260	5,586	40,820
Total Expenditures	2,260	5,586	40,820
Net Income (Loss)	$ 2,466	$ 29,071	$ 47,446

I:\Admin & Finance\Monthly Reports\2011\AprKenmore Village (2)

VC. Accept April 2011 Financial Reports for the City of Kenmore, Washington - Joanne Gregory, Director of Finance

City of Kenmore, Washington
SR 522 Phase I Revenue and Expenditure History
as of April 30, 2011

Actuals Received on Cash Basis

Phase I

Stage 3 Burke Gilman Trail @73rd Ave NE-nearing completion
Stage 1 SR 522 Central Segment 65th to 73rd and other improvements, in construction
Stage 2 SR 522 West Segment 57th to 65th and other improvements, pending funding

		Secured:	Cumulative through 2008	2009	2010	April 2011	Year to Date 2011	Life to Date
Revenues:								
Wa State Transportation Improve. Board:								
	to Street Fund	5,047,000	851,786	0	0	0	0	**851,786**
	to Arterial Street Fund	0	148,214	2,545,308	1,501,692	0	0	**4,195,214**
Wa State Gas Tax		4,663,620	3,119,047	1,765,416	0	0	0	**4,884,463**
Federal Surface Transportation Prog		12,045,444	1,708,895	8,535,460	1,781,817	0	0	**12,026,172**
Brightwater		15,000	15,000	0	0	0	0	**15,000**
Federal: Wa State Dept of Trans Signal		357,914	0	0	546,862	0	0	**546,862**
King County Parks		906,500	514,616	201,467	0	0	0	**716,083**
King County Roads		350,000	350,000	0	0	0	0	**350,000**
Northshore Utility District Reimb		432,400	80,559	0	0	0	0	**80,559**
Puget Sound Energy Reimb		264,100	0	0	0	0	0	**0**
Northshore School Dist Reimb		22,258	0	0	0	0	0	**0**
Library Reimb		10,000	0	0	0	0	0	**0**
Comcast Reimb		168,800	88,620	0	0	0	0	**88,620**
Urban Partners		75,000	0	25,000	54,438	0	0	**79,438**
Fire District Reim		49,000	0	0	0	0	0	**0**
City Art Fund		126,486	0	0	0	0	0	**0**
City Funds:		5,607,250	0	0	0	0	0	**0**
	Transfer from REET Muni Cap		1,083,250	0	3,290,000	0	0	**4,373,250**
	Transfer from Street Fund		0	0	521,870	0	0	**521,870**
Stage 1/181st	Transfer from REET Muni Cap		0	334,000	0	0	0	**334,000**
Stage 2	Transfer from REET Muni Cap	700,000	0	700,000	0	0	0	**700,000**
	Transfer from Trans Impact Fees		900,000	0	0	0	0	**900,000**
Total Revenues		30,840,772	8,859,987	14,106,651	7,696,679	0	0	**30,663,317**
Expenditures:								
	Street Fund		15,148,961	1,090	0	0	0	**15,150,051**
	Street-Interfund Loan Interest		0	0	0	0	0	**0**
	1% Art Fund		0	0	0	0	0	**0**
	Arterial Street Fund		253,860	11,708,313	2,874,519	2,203	71,455	**14,908,147**
Stage 2 Design	Arterial Street Fund			483,830	435,358	390	4,061	**923,249**
	Muni Cap Fund		46,782	0	0	0	0	**46,782**
Total Expenditures			15,449,603	12,193,233	3,309,877	2,593	140,566	**31,028,229**

I:\Admin & Finance\Monthly Reports\2011\AprPh I

VC. Accept April 2011 Financial Reports for the City of Kenmore, Washington - Joanne Gregory, Director of Finance

City of Kenmore, Washington
SR 522 Phase II Revenue and Expenditure History
as of April 30, 2011

Phase II
SR 522 East Segment, 73rd to 83rd, nearing completion

		Actuals Received on Cash Basis					
		Cumulative through 2008	2009	2010	April 2011	Year to Date 2011	Life to Date
Revenues:	**Secured:**						
Wa State Transportation Improve. Board:	3,450,000	3,145,975	131,526	172,500	0	0	3,450,000
Sound Transit	8,192,307	8,192,307	0	0	0	0	8,192,307
Brightwater	250,000	0	0	0	0	0	0
Federal Grant via WSDOT	697,312	578,381	91,120	0	0	0	669,501
Federal: WSDOT Signal/Overlay	683,608	185,272	498,322	0	0	0	683,594
Regional Mobility WSDOT	1,800,000	1,441,827	358,173	0	0	0	1,800,000
King County Metro	400,000	0	0	400,000	0	0	400,000
Wa State Gas Tax Grant	8,336,380	4,636,717	2,951,182	439,620	0	0	8,027,519
Comcast Reimb	147,770	92,680	0	55,090	0	0	147,770
Northshore Utility District Reimb	1,621,486	1,024,376	441,836	0	0	0	1,466,212
Northshore School District Reimb	28,914	0	0	0	0	0	0
PSE Reimbursement	150,000	0	0	0	0	0	0
City: Art Fund	161,006	0	0	0	0	0	0
City:	2,870,793			0	0	0	0
Investment Earnings		92,191	15,331	2,532	0	0	110,054
Fuel Tax		274,153	0	0	0	0	274,153
Transfer of Trans Impact Fees		512,000	430,698	450,000	0	0	1,392,698
Transfer from Street Fund		0	0	1,000,000	0	0	1,000,000
Transfer of REET		1,096,420	0	0	0	0	1,096,420
Total Revenues	28,789,576	21,272,299	4,918,188	2,519,742	0	0	28,710,229
Expenditures:							
Arterial Street		22,497,211	4,671,626	1,068,152	10,348	509,378	28,746,367
Interfund Loan Interest		127,175	0	0	0	0	127,175
Art 1%		0	0	0	0	0	0
Transportation Impact Fee Fund		100,000	0	0	0	0	100,000
Total Expenditures		22,724,386	4,671,626	1,068,152	10,348	509,378	28,973,542

VC. Accept April 2011 Financial Reports for the City of Kenmore, Washington - Joanne Gregory, Director of Finance

CITY OF KENMORE, WASHINGTON

AGENDA BILL SUMMARY

AGENDA TITLE			MEETING DATE
Accept 2011 State Legislative Session Report prepared by Gordon Thomas Honeywell			27 June 2011
DEPARTMENT	**DIRECTOR**	**CONTACT PERSON**	**PHONE**
Executive	Frederick Stouder	Nancy Ousley	425-398-8900

COST OF PROPOSAL: Consultant Contract: $3000 monthly retainer plus allowable expenses up to 10% of the contract amount = $39,600 maximum per year	**ACCOUNT NUMBER:** 01.13.5401
AMOUNT BUDGETED: $210,000 for general consulting, City Manager Cost Center	**NAME AND FUND #:** General Fund

ATTACHMENT(S) TO AGENDA PACKET ITEM:

1) 2011 Legislative Session Report prepared by Gordon Thomas Honeywell dated June 7, 2011

SUMMARY STATEMENT:

The City of Kenmore's state government affairs consultant Gordon Thomas Honeywell has submitted the attached report on the 2011 Legislative Session for the Council's review. The 2011 Session ended on May 25, following a 30 day Special Session that began after the close of the Regular Session which ended on April 24. Developing a biennial budget was particularly challenging for the Legislature, given the declining revenues and state of the economy.

The State Transportation Budget, despite the funding difficulties experienced this year, includes $650,000 for intersection improvements at 61st Avenue NE and NE 181st Street. This will enhance safety and improve circulation at this busy intersection just north of SR 522, which also serves the Uplake neighborhood and the downtown commercial area. This first step on funding the remaining west segment of SR 522 is a result of the leadership of the 32nd District Legislative Delegation, particularly Representative Ruth Kagi, and diligent work before and during the Session to communicate to the Legislature the importance of SR 522 Corridor improvements as tolling commences on SR 520. The Cities of Bothell and Lake Forest Park participated in our discussions with legislators in the months preceding the 2011 Session.

The City and Gordon Thomas Honeywell worked with House Transportation leadership in the 2010 Legislative Session to include Transportation Budget language which acknowledges funding for SR 522 as a priority when a new transportation revenue package is developed. This work will continue into the next Session in 2012.

CONSISTENT WITH OR COMPARISON TO PAST COUNCIL POLICIES, ORDINANCES, DIRECTION:

The Council approved a Legislative Agenda for the 2011 Legislative Session on 11 October 2010, which included: funding for SR 522; stormwater assistance for local governments; public records process reforms and funding for local infrastructure through the Public Works Trust Fund. The Council approved Contract No. 09-C816 with Gordon Thomas Honeywell for state government relations services on 28 Sept 2009.

RECOMMENDED CITY COUNCIL ACTION/SUGGESTED MOTION:

Accept 2011 State Legislative Session Report prepared by Gordon Thomas Honeywell.

REVIEWED BY FINANCE DIRECTOR:	REVIEWED BY CITY ATTORNEY:	APPROVED BY CITY MANAGER:
TODAY'S DATE: 8 June 2011	REVISION DATE(S):	FILE NAME & PATH (HYPERLINK): Noted below

I:\ACM\ACM NKO\Agenda Bill Drafts\AB 27 June 2011 Legislative Report.doc

VD. Accept 2011 State Legislative Session Report Prepared by Gordon Thomas Honeywell - Nancy Ousley, Assistant City Manager

GORDON THOMAS HONEYWELL
GOVERNMENTAL AFFAIRS

END OF SESSION LEGISLATIVE REPORT

To: City of Kenmore
From: Briahna Taylor
Date: June 7, 2011

Dear City of Kenmore,

As always, it was a pleasure representing the City of Kenmore in Olympia this past Legislative Session. While the state's ongoing budget challenges made this Legislative Session difficult, the City accomplished a number of items on its legislative agenda, including securing a $650,000 state appropriation for improvements to the intersection at 61st Avenue NE and NE 181st Street.

The report below provides an overview of the Legislative Session. If you are left with questions about this past session, please do not hesitate to contact me. I look forward to continuing to work with City of Kenmore.

Sincerely,

Briahna Taylor
Gordon Thomas Honeywell Governmental Affairs

Contents:

1. Overview of the 2011 Legislature
2. Legislative Agenda Items
3. Other Legislative Issues

1201 Pacific Ave, Suite 2100
Tacoma, WA 98401
Phone: (253) 620-6500
Fax: (253) 620-6565

www.gth-gov.com

203 Maryland Ave., NE
Washington, DC 20002
Phone: (202) 544-2681
Fax: (202) 544-5763

1. OVERVIEW OF THE 2011 LEGISLATURE

A number of factors made the 2011 Legislative Session unique, including a significant number of "freshman legislators," a new bi-partisan power dynamic in the Senate, a challenging state budget, and a 30-day Special Session. While the budget dominated the Legislative Session, legislators still managed to introduce over 2,600 pieces of legislation, roughly 450 of which have been signed into law.

During the November 2010 elections preceding the Legislative Session, a number of new members were elected to the Legislature. In fact, there were 21 new members in the House and 9 new members in the Senate – including Rep. Cindy Ryu and Sen. Chase (new to the Senate) of the Kenmore delegation. In light of the unusually large number of "freshman" legislators, the Legislature spent the first weeks of session holding informational work sessions to educate these new legislators on issues. By the end of the Legislative Session, not only were these freshman legislators informed, they were major players in budget discussions.

The November 2010 election also created a new power dynamic, particularly in the Senate. While the Democrats retained the majority in the House and Senate, the Republicans gained a number of seats in the two legislative chambers. In the House, the Democrats have 56 seats, while the Republicans have 42 seats. In the Senate, the Democrats have 27 seats, and the Republicans have 22 seats. The Senate also had a group of moderate Democrats willing to cross party lines and vote with the Republican Party. The close margins between Democrats and Republicans led to increased bi-partisan collaboration. For the first time in decades, the Senate approved a budget proposal with bi-partisan support. This bi-partisanship was also reflected in a number of policy bills that passed the Legislature.

The large number of freshman legislators and new power dynamic set the stage for budget discussions. In odd numbered years, such as this year, the Legislature is constitutionally required to develop a budget that will last for one biennium, or two years (2011-13). The state funds its activities through three budgets: the Operating Budget, the Capital Budget, and the Transportation Budget. Each of these budgets faced revenue shortfalls.

<u>Operating Budget</u>
The Legislature began tackling the state's challenging Operating Budget during the first week of the Legislative Session. The 2009-11 Operating Budget faced an additional deficit from the 2010 Legislative Session and subsequent special sessions because state revenues had declined beyond what was forecasted. In the first weeks of the 2011 session, the Legislature passed the Early Action Savings Act, which made additional cuts to the 2009-11 Operating Budget. However, even with these changes, a portion of this deficit carried over to the 2011-13 Operating Budget.

After resolving the previous biennium's budget, the Legislature then turned its attention to the 2011-13 Operating Budget. The March revenue forecast brought gloomy news that

Washington's tax collections were projected to be down another $780 million, increasing the budget shortfall for the biennium to $5.4 billion. The House and Senate each put forward all-cut budget proposals. They were unable to negotiate the discrepancies between these two proposals during the 105-day regular Legislative Session, causing the Governor to call a 30-day Special Session. During the Special Session, the Legislature passed workers compensation reform, opening the doors to negotiating a bi-partisan Operating Budget that made significant cuts to all areas of state government and programs.

Capital Budget

The state's Capital Budget funds construction projects throughout the state using bonds. The amount that the state is allowed to take out in bonds is directly linked to the size of the Operating Budget. On years when revenue in the Operating Budget is low (such as this year), the state's bonding capacity is also reduced.

Typically, the Capital Budget is introduced as one bill. However, this year, the House Capital Budget was divided into two bills. One bill includes projects that are only funded with bond proceeds, while a second bill lists all projects funded with cash, rather than bonds.

In addition to, and more important than, separating cash and bond funded projects, the Legislature had a rigorous discussion regarding the State's debt limit. Negotiations around the debt limit became central to the conclusion of the Special Session. The Senate advanced a constitutional amendment to lower the state's debt limit from 9% to 7% of the state's general fund revenues. However, this proposal faced significant opposition in the House. The agreement reached on the last day of the Special Session was to amend the state's statutory working debt limit to 7.75% by 2016, and create an interim work group to explore options to change the constitutional debt limit in the 2012 Legislative Session.

Transportation Budget

The Transportation Budget is the only budget that the Legislature approved during the regular Legislative Session. This budget is largely funded through gas tax revenues. However, revenue from the last gas tax increase is allocated to pay off the bonds for projects already under construction. Furthermore, the March forecast indicated that transportation revenues were further reduced by roughly $70 million, largely because less gas tax revenue was collected than forecasted. This resulted in a very lean Transportation Budget that funded very few new projects.

In order to fund new transportation projects in the future, the state will need to generate additional revenue. When the Governor signed the Transportation Budget, she stood together with transportation leaders in the House and Senate to announce that throughout the interim they intend to work together to put forward a transportation revenue package.

2. LEGISLATIVE AGENDA ITEMS

Funding & Legislation for SR 522

Last year, the City requested and lobbied for funding to improve State Route 522. While the City did not receive funding last year, language was included in the 2010 Supplemental Transportation Budget that identified State Route 522 as a future funding priority. Building on that language, GTH-GA and the City put together a strategic plan to raise attention and awareness of the funding needs along State Route 522.

Over the interim, the City and GTH-GA coordinated for legislators to come to the City of Kenmore to tour State Route 522, including **Rep. Marko Liias**, **Rep. Judy Clibborn**, **Rep. Mike Armstrong**, **Sen. Maralyn Chase**, **Rep. Ruth Kagi**, and **Rep. Cindy Ryu**. Per input from these legislators, we took a corridor-wide approach to the improvements along State Route 522. We worked with our legislative delegation to draft legislation that identifies State Route 522 as an important corridor, and emphasizes the need for funding. **Rep. Ruth Kagi** introduced House Bill 1677, with **Rep. Cindy Ryu** and other legislators as co-sponsors, and **Sen. Maralyn Chase** introduced Senate Bill 5532. The purpose of these bills was not to pass the Legislature, but rather to raise the profile of the corridor, and the City's funding request. The bills focused on long-term funding to make all of the improvements needed along the corridor; however, our lobbying efforts emphasized that improvements needed to start this year in order to counteract the tolling on State Route 520 that will go in place this Summer. In addition to the legislation, we also submitted a transportation funding request for improvements to the 61st NE and NE 181st intersection. The legislation was intended to add momentum to this short-term funding request, and to better position future funding requests.

To promote this legislation, the City traveled to Olympia a number of times to meet with the legislative delegation and members of the Transportation Committees. We worked with the chairs of the Transportation Committees, **Rep. Judy Clibborn** and **Sen. Mary Margaret Haugen**, to get the bills scheduled for a hearing. At the hearing, the City was able to provide a formal presentation to the committee that included a PowerPoint (an atypical format for the hearing which had to be prearranged). The House version of the legislation passed out of committee, and passed the House Chamber with glowing floor speeches. The Senate version of the legislation did not pass out of the committee, but **Sen. Mary Margaret Haugen** indicated that the message was received: the corridor is important, and is in need of funding.

The Transportation Budget took a unique route through the legislative process this year. The House and Senate each released their versions of the Transportation Budget, but neither budget included funding for new projects. Rather, the Chairs and Ranking Members of the Transportation Committees negotiated a Final Transportation Budget, which did include funding for projects. This negotiated deal was then amended into the House Transportation Budget, and was subsequently passed by both chambers and the Governor's Office. (This process meant that there was no conference committee or concurrence process necessary).

In the Final Transportation Budget that was passed by the Legislature and signed by the Governor, $650,000 was appropriated for improvements to the 61st NE and NE 181st intersection. This funding was federal pass through funding to the state, and was appropriated at the state level. Furthermore, the interim meetings, committee hearings, and other lobbying activities have put the City in a strong position to receive future funding in the next transportation revenue package.

Public Records Reform

In response to indications from local governments and public agencies that the Public Records Act is in need of reform, the House State Government and the Senate Government Operations committees heard a series of bills. Stemming from those hearings, the Chairs of the two committees agreed to pass the following two bills:

House Bill 1899, by **Rep. Mark Miloscia** allows judges the discretion to not issue any penalties for violations of the Public Records Act (in other words, the minimum penalty under the Public Records Act is removed).

Senate Bill 5025, by **Sen. Jim Hargrove**, prohibits those who are incarcerated from collecting penalties under the Public Records Act. In its final version, the bill states that: unless the court finds that an agency acted in bad faith in denying a public records request, the court may not award penalties to a person who was serving a criminal sentence in a state, local, or privately operated correctional facility on the date the public records request was made.

Public Works Trust Fund

Unlike the last legislative biennium, the Legislature fully funded the Public Works Trust Fund, and the projects selected by the Public Works Board. However, conversations about reforming the program were prominent. This session, the State Treasurer **Jim McIntire** requested legislation to make significant changes to the Public Works Assistance Account (Trust Fund). House Bill 1915, by **Rep. Hans Dunshee**, provided for contingent loan agreements, redirected currently collected utility and solid waste taxes that go into the Public Works Trust Fund into already authorized county level public works trust fund authorities, and retained over half of the Public Works Trust Funds loan proceeds and existing real estate excise taxes. This bill, along with its companion bill – Senate Bill 5745, by **Sen. Derek Kilmer** – did not make it past cutoff deadlines required to advance. However, this proposal instigated a larger discussion on the best way to reform the Public Works Trust Fund. Additional proposals on how to reform the Public Works Trust Fund were brought forward by **Sen. Derek Kilmer** who prime sponsored Senate Bill 5844 and **Rep. Hans Dunshee** who prime sponsored House Bill 2040. Additionally, the House Capital Budget funded the Public Works Trust Fund, but proposed eliminating the road and transportation projects selected by the Public Works Board. While none of these reforms were adopted, language was included in the Final Capital Budget that charges the Public Works Board to provide a report to the Legislature on possible reforms to the Public Works Trust Fund.

Stormwater

Early in the Legislative Session, we reported on Senate Bill 5604, the Clean Water Jobs Act. While this legislation did not pass, the proposal is likely to come forward in future sessions (and probably vary in content). The legislation would have provided funding to local governments to meet stormwater requirements under NPDES. The legislation charged a 1% fee on the wholesale value of petroleum products to fund stormwater projects. The bill was heard, and there was a great deal of testimony both in support and opposition to the legislation. Unfortunately, the bill did not have enough support to pass out of committee.

While a dedicated funding source was not created, the final Capital Budget did include funding for stormwater projects. $30 million was appropriated from the Local Toxics Control Account to fund grants to local governments to construct new or retrofit inadequate stormwater infrastructure. In order to receive a grant, a jurisdiction must provide a 25% match. The Department of Ecology will be administering these grants.

3. OTHER LEGISLATIVE ISSUES

Budget Cuts to Local-State Shared Revenues

Prior to the Legislative Session, it was evident that there was a significant risk that the state would cut local government revenues in an effort to balance the state budget. This fear became even more realistic when the Senate proposed significantly cutting revenue that local governments receive from liquor profits in its version of the Early Action Savings Act. Thankfully, this cut was not included in the final version of the Act that passed the Legislature. However, it set a precedent to cut local government revenues in the 2011-13 Operating Budget.

But, in the final 2011-13 Operating Budget, local governments fared better than most. The final Operating Budget included a 3.4% across the board cut to local-state shared revenues. Below are cuts to local government revenues that were included in the final Operating Budget.

Liquor Revolving Account: $69.3 million was appropriated and distributions of the funding are reduced from 40% to 38.6% - a *3.4% reduction*.

Liquor Excise Tax Account: $52.2 million is appropriated to this account. However, the amount going to the State goes from 65% to 66.19% - a *3.4% reduction* to local revenues.

Streamlined Sales Tax: $49.6 million is appropriated, reflecting a *3.4% reduction*.

Municipal Criminal Justice Assistance Account: $26.9 million is appropriated to this account, reflecting a *3.4% reduction*.

City-County Assistance Account: $16.6 million is appropriated to this account, but the percentage of state REET dedicated goes from $1.6% to 1.546% - *a 3.4% reduction.*

Impact Fee Legislation

There were a handful of bills this session relating to impact fees. The two bills concerning this issue that GTH-GA followed specifically for the City were House Bill 1702, prime sponsored by **Rep. Marko Liias** and Senate Bill 5607, prime sponsored by **Sen. Steve Hobbs**. The legislation would have allowed a building permit applicant to put a lien on the building equal to the impact fee. The impact fee would have been paid through escrow at the time of closing of sale or within 18 months after the issuance of the building permit. Both bills were heard in their respective chambers, but did not meet the appropriate cutoff deadlines needed to advance this session.

An additional bill relating to impact fees, House Bill 1398 prime sponsored by **Rep. Joe Fitzgibbon** would have created exemptions for low-income housing projects by allowing the jurisdictions the *option* to waive impact fees for the project. The bill was opposed by some Republican senators who do not feel that any exemptions should be offered for impact fees. This bill was not brought up for a vote of the Senate and consequently died.

Regulatory Relief for Cities/Counties

The Association of Washington Cities and the Washington State Association of Counties worked together on legislation that provides fiscal relief to local governments. The House version of the legislation, House Bill 1478, by **Rep. Larry Springer**, passed the Legislature. There were several amendments that required a conference committee to be agreed upon. The final version of the bill included the following:

- GMA comprehensive plan review and revision schedule of the Growth Management Act is modified to require counties and cities to take such action every eight years, rather than every seven years. An additional two years for meeting the review and requirements is granted to smaller and slow growing counties and cities. County reviews of designated urban growth areas must also be completed according to this schedule, and evaluation requirements for the buildable lands program must be completed by counties and cities one year before the applicable review and revision deadline.
- Publicly Owned Vehicles and Fuel Usage - The requirement that, to the extent determined practicable by rules adopted by the Department of Commerce (Commerce), all state agencies and local government subdivisions of the state fuel their publicly owned vehicle fleet with electricity or biofuel by June 1, 2015, is modified to grant local government subdivisions three additional years to comply with the requirement. By June 1, 2015, the Commerce must adopt rules to define practicability and clarify how local government subdivisions of the state will be evaluated to determine whether they have met associated goals.
- Transitional Housing Operating and Rent Program - Until 2018 counties and cities that receive more than $500,000 from the Transitional Housing Operating and Rent Program and other specified sources are exempt from requirements otherwise obligating them to apply to the Washington State Quality Award Program once every three years.

- Preservation Rating Reports - The requirement for a city or town to inform the Washington State Transportation Commission of the preservation rating of at least 70 percent of its arterial network is reset to the 2013-2015 biennium. After the close of that biennium, the preservation rating reporting requirement increases in 5 percent increments in subsequent biennia, but it is capped at 80 percent.
- Impact Fees - The requirement for a county or city to expend or encumber impact fees within six years of receipt is modified to require expenditure or encumbrance within 10 years of receipt.
- Annexation Sales and Use Tax - The population threshold for cities to impose the 0.85 percent maximum annexation sales and use tax for qualifying areas is reduced from 18,000 to 16,000. The resident population of the annexed area must be determined in accordance with generally applicable methods for determination populations that are prescribed in annexation statutes.
- Reclaimed Water and Greywater - The requirements for the Department of Ecology (DOE) to adopt rules relating to reclaimed water use by December 31, 2010, are modified to prohibit adoption of such rules prior to June 30, 2013. By July 31, 2012, the DOE is required to extend for a term of one year and without modification any National Pollutant Discharge Elimination System municipal storm water general permit first issued on January 17, 2007. Additionally, the DOE must issue an updated permit for any such permit, and the update permit must become effective on August 1, 2013.
- Shoreline Management Act - Counties and cities must review and revise their shoreline master programs according to a newly established schedule every eight years, rather than every seven years. The DOE is required to strive to achieve final action on a submitted master program within 180 days of receipt and to post an annual assessment of its own performance on its website.

SEPA Reform

This session cities worked together on proposals to reform the State Environmental Policy Act (SEPA) that would offer ways to streamline environmental review of the more basic land use decisions – those already anticipated in current land use plans and development regulations.

Companion proposals Senate Bill 5657, prime sponsored by **Sen. Craig Pridemore**, and House Bill 1713, prime sponsored by **Rep. Dave Upthegrove**, made movement forward in the legislative process. The objective of both bills is to identify the types and intensities of development that could be exempt from review under SEPA. Currently, certain smaller development proposals are exempt from SEPA review. Cities have the option of raising the exemption thresholds, although the list of exemptions is limited and has not been thoroughly updated in many years.

Neither of the above bills moved forward, but the proposal for SEPA reform was retained in a replacement bill – House Bill 1952, prime sponsored by Rep. Dave Upthegrove. Similar to the previous proposals, House Bill 1952 places in statute a number of expanded categorical exemptions where SEPA review would not be required. It retains the ability for local governments to consider and adopt higher or lower exemption levels within limits through a

public process and legislative action. The bill passed out of the House and was scheduled for a hearing in the Senate. At the last minute, however, the bill was removed from the hearing schedule. Because of this, the bill did not meet an important cutoff deadline and did not advance this session.

Tax Increment Financing

Early in the Legislative Session the House and Senate heard bills to allow for tax increment financing. Under those proposals, the state constitution would have needed to be amended to allow for "real" tax increment financing with property tax. For a number of reasons, the constitutional amendment proposal was not viable this Legislative Session. As an alternative, discussions became focused on looking at a revised version of the Local Revitalization Financing Program that currently operates. Language was drafted that allowed for local revitalization financing that does not impact the state budget, and would not function on a first come, first serve basis. However, this language did not materialize in a bill or budget.

REET Harmonization

The proposal to harmonize REET I and REET II revenues has been brought forward for many years. This year, the Washington Realtors Association was more willing to negotiate with the city and county associations to arrive at a proposal allowing for limited REET harmonization.

Early in the legislative process, House Bill 1598, prime sponsored by **Rep. Larry Springer**, was introduced to provide full real estate excise tax harmonization for cities and counties. This bill was intended to be a springboard for the negotiations between the Realtors, Counties, and Cities. Unfortunately, the bill had too narrow of a title to encompass the compromise that was reached amongst the organizations. As a result, new legislation was introduced. House Bill 1953, also prime sponsored by **Rep. Larry Springer**, was introduced with the compromise language. The final bill that passed includes the following provisions:

- A city or county may use the greater of $100,000 or 35%, but not to exceed $1 million, for operations and maintenance of existing capital projects for REET I and REET II.
- REET I revenue can only be used to maintain REET I capital projects, and similarly for REET II.
- Maintenance and operations expenditures must be limited to those costs currently in existence.
- Provision set to sunset in 2016.
- A city or county may use $100,000 or 35%, but not to exceed $1 million, of REET II revenues to pay debt services for REET I.

CITY OF KENMORE, WASHINGTON

AGENDA BILL SUMMARY

AGENDA TITLE	MEETING DATE
Authorize the City Manager to execute an interlocal agreement (Contract 11-C951) with Northshore Utility District with an estimated value of $55,000 for sewer improvements to be completed as part of the NE 145th Street Signal project.	June 27, 2011

DEPARTMENT	DIRECTOR	MEETING ATTENDEES	PHONE
Engineering	Ron Loewen	Ron Loewen	(425) 398-8900

COST OF PROPOSAL:	ACCOUNT NUMBER:
Preparation of Agenda Bill and Agreement: Staff Time 8 hours **Agreement Costs:** Professional Services $ 7,320 Construction Contract $47,680 Total $55,000	**0900 7095**
AMOUNT BUDGETED:	**NAME AND FUND #:**
2011-2012 Traffic Signal Budget: $315,000 Expended Budget as of April 30: $12,951 Remaining Balance: $302,048 Budget to design and construct the new sanitary sewer line: $55,000 Design and Construction costs incurred by the City will be reimbursed by Northshore Utility District	**Arterial Street Fund**

ATTACHMENT(S) TO AGENDA PACKET ITEM:

- City of Kenmore – Northshore Utility District Interlocal Agreement (11-C951)
- Contract 10-C878 Amendment #2 with HW Lochner, Inc.

SUMMARY STATEMENT:

An existing Northshore Utility District (NUD) sanitary sewer pipe was recently discovered within the City's NE 145th Street traffic signal project limits. This sanitary sewer line passes underneath a proposed rockery wall that will be constructed along Juanita Drive NE. NUD would like to replace the sanitary sewer line under the new rockery and has requested that this work be administered through an interlocal agreement between the two public agencies and included in the City's NE 145th Street traffic signal project.

The proposed interlocal agreement between NUD and the City (attached) requires NUD to reimburse the City for the additional design and construction costs incurred by the City as a result of the sanitary sewer pipe replacement work. To complete the sewer design, the City will execute Amendment #2 in the amount of $7,320 with HW Lochner, Inc., which will increase the overall contract amount with HW Lochner, Inc. from $59,849 to $67,079.

VE. Authorize the City Manager to Execute an Interlocal Agreement (Contract 11-C951) with Northshore Utility District with an Estimated Value of $55,000 for Sewer Improvements to be

The 2011-12 Budget will increase from $315,000 to $370,000. This will require a budget amendment to be submitted at a future date. City Staff recommends approval of the proposed interlocal agreement with NUD (Contract 11-C951) and Contract 10-C878 Amendment #2 at this time.		
CONSISTENT WITH OR COMPARISON TO PAST COUNCIL POLICIES, ORDINANCES, DIRECTION: **Revised Code of Washington, RCW Chapter 39.34 Interlocal Cooperation Act; Bastyr's Settlement and Release Agreement with the City of Kenmore (July2009)**		
RECOMMENDED CITY COUNCIL ACTION/SUGGESTED MOTION: Authorize the City Manager to execute an interlocal agreement (Contract 11-C951) with Northshore Utility District with an estimated value of $55,000 for sewer improvements to be completed as part of the NE 145th Street Signal project.		
REVIEWED BY FINANCE DIRECTOR:	REVIEWED BY CITY ATTORNEY:	APPROVED BY CITY MANAGER:
TODAY'S DATE: June 9, 2011	REVISION DATE(S):	FILE NAME & PATH (HYPERLINK): S:\0148 NE 145th ST-Juanita Drive Traffic Signal\City Council\110608-NE145th-Traffic Signal AB-Amendment 2 and Interlocal Agreement with NUD.doc

VE. Authorize the City Manager to Execute an Interlocal Agreement (Contract 11-C951) with Northshore Utility District with an Estimated Value of $55,000 for Sewer Improvements to be

Contract No. 11-C951

CITY OF KENMORE – NORTHSHORE UTILITY DISTRICT INTERLOCAL AGREEMENT

FOR INCORPORATION OF NORTHSHORE UTILITY DISTRICT SEWER MAIN REPLACEMENT INTO THE CITY OF KENMORE'S JUANITA DRIVE NE AND NE 145TH ST TRAFFIC SIGNAL PROJECT

The City of Kenmore (hereinafter "City") and Northshore Utility District (hereinafter "District"), both municipal corporations, in accordance with the Interlocal Cooperation Act (Chapter 39.34 RCW) do hereby agree as follows:

1. THE PROJECT

City has a right-of-way improvement project at Juanita Drive NE and NE 145th Street (hereinafter the "Traffic Signal Project"). To accommodate Traffic Signal Project, District is required to relocate the impacted sewer mains and appurtenances located within Traffic Signal Project area (hereinafter "Sewer Facilities").

2. PURPOSE

The purpose of this Agreement is to provide for the replacement of Sewer Facilities as identified on the sewer construction plans completed by the City's design consultant, and payment by District to City for costs incurred by City in surveying, designing and constructing the relocated Sewer Facilities. The design for the relocated Sewer Facilities will be incorporated into the City approved construction drawings for Traffic Signal Project. The parties have determined that it is in their mutual best interest to coordinate the replacement of Sewer Facilities in conjunction with the Traffic Signal Project.

3. COOPERATION

The replacement of Sewer Facilities will be performed in accordance with the design performed by the City's professional engineering representative and approved by District. The replacement of Sewer Facilities and Traffic Signal Project are hereinafter collectively referred to as "the Project."

4. CONSTRUCTION PROCEDURE

a. District Engineering and Design

District shall be responsible for the engineering and design costs associated with Sewer Facilities replacement. This work will be performed by City's design consultant and paid for by District through City. District's sewer main plans, specifications, standard details and bid item schedule shall be submitted to City for incorporation into the Project plan set for bidding purposes. City shall incorporate District's plans, specifications, standard details and schedule of items in such a manner as to allow the identification of costs for Sewer Facilities replacement.

b. Contractor Selection

City shall call for bids for performing the Project. City shall incorporate Sewer Facilities replacement specifications, standard details, and schedule of items in such a manner as to allow the identification of costs for Sewer Facilities replacement.

VE. Authorize the City Manager to Execute an Interlocal Agreement (Contract 11-C951) with Northshore Utility District with an Estimated Value of $55,000 for Sewer Improvements to be

c. City as Contracting Agency

City shall serve as the contracting agency during construction for the parties and shall generally manage and oversee the construction of Sewer Facilities replacement as a part of the Project. District will provide on-call inspections of the Sewer Facilities replacement work prior to backfilling operations being performed. District will be responsible for direct inspection of all pressure testing of the new sewer line and appurtenances. District will be responsible for any and all excess costs incurred by City as a direct result of District's failure to timely inspect and test the sewer line installation work performed by the contractor. Compaction requirements of District will be incorporated with those of City. District will provide for compaction testing.

d. Change Orders

City may approve changes in those parts of the construction contract providing for the replacement of Sewer Facilities, provided that if any change order would change the nature of the replacement work or would cause that portion of the contract price attributable to such replacement work to increase by more than $1,000.00 or cumulatively more than two percent (2%) of the original contract amount attributable to the Sewer Facilities replacement work, District's prior consent to the change orders shall be obtained, which consent shall not be unreasonably withheld. In the event that consent is unreasonably withheld, District will be held responsible for all liability incurred by City resulting from such withholding of consent. City shall immediately provide District with copies of all requests for change orders and executed change orders associated with Sewer Facilities replacement regardless of the dollar amount of the change order.

e. Payment Procedure

City shall provide District with monthly progress billings for the survey, design, construction administration and construction of that portion of the Project attributable to replacement of Sewer Facilities. City and District will meet to review and agree upon progress and proposed disbursements to Project contractor(s). District shall pay City for the cost of replacing Sewer Facilties as provided in the contract bid (as adjusted by change order), based upon agreed upon progress, within forty five (45) days of receipt of each billing.

f. Payments to Contractor

City shall make all disbursements to Project contractor(s).

g. Final Acceptance

That portion of the contractor's work consisting of Sewer Facilities replacement shall not be given final acceptance until it is approved in writing by City and District. Neither party shall unreasonably withhold approval for final acceptance hereto. The replacement Sewer Facilities shall become the property of District upon final acceptance. City agrees to assign all warranties related to the replacement Sewer Facilities to District.

VE. Authorize the City Manager to Execute an Interlocal Agreement (Contract 11-C951) with Northshore Utility District with an Estimated Value of $55,000 for Sewer Improvements to be

h. Staff Time, Costs, and Incidental Expenses

At all times material hereto, the parties shall separately bear their own staff time, engineering costs, and incidental expenses except as specifically provided elsewhere in this Agreement.

Should any claims arise related to the Sewer Facilities replacement portion of Project, City shall handle and administer such claims in the same manner as it would handle any other claims on the Project and District shall reimburse City for all expenses associated with handling of such claims. City shall immediately notify District and keep it informed as to the progress of the claim. District will provide guidance to City regarding proposed terms of settlement. Any decision regarding the settlement or prosecution of a claim shall be approved by District prior to being finalized. If District and City cannot agree as to the prosecution or settlement of a claim, District may prosecute or defend the claim and City will assign such claims to District. District agrees to pay all costs of prosecution or defense if assigned such claims and defend, indemnify and hold harmless City from all damages City suffers from District's prosecution or defense of the claim.

i. District Inspections

City will allow the District to inspect the Sewer Facilities replacement work at reasonable times before any work is covered. To accomplish this, City will provide District with copies of the contractor's project schedules and any revisions thereto, and advise District 24 hours prior to the need for such inspection. District agrees to provide such inspection in a timely manner to minimize delay to the contractor and City.

j. Other Costs

Other costs to City to be reimbursed by the District shall be submitted to District for review and approval. These submittals shall be based upon actual costs, substantiated by contract unit prices, invoices or other verification of the actual costs attributable to District for authorization of payment. Actual time of payment shall be as stated in section "e" above.

5. INDEMNIFICATION AND INSURANCE

a. City shall require contractor building the Project to have Northshore Utility District, its Commissioners, officials, agents and employees named as additional insureds on all policies of insurance to be maintained by contractor(s) under the terms of any Project contract(s) with City. The contractor building the Project shall be required to maintain Public Liability Insurance.

b. City shall require contractor building the Project to indemnify, defend, and save harmless District and its Commissioners, officers, agents, or employees from any claim, real or imaginary, filed against District or its officers, agents, or employees alleging damage or injury arising out of the contractor's participation in the Project.

c. City shall require contractor building the Project to be solely and completely responsible for safety and safety conditions on the job site, including the safety of all persons and property during performance of the work. Contractor shall comply with all applicable City, County, and State regulations, ordinances, orders, and

VE. Authorize the City Manager to Execute an Interlocal Agreement (Contract 11-C951) with Northshore Utility District with an Estimated Value of $55,000 for Sewer Improvements to be

codes regarding safety. The contractor's attention is directed to the requirements of the Washington Industrial Safety and Health Act, WISHA, RCW 49.17.

6. NOTICES AND OTHER COMMUNICATIONS

All notices and other formal communications to be delivered under this Agreement shall be mailed or delivered to the following:

City of Kenmore Ron Loewen, City Engineer or his designee P.O. Box 82607 Kenmore, Washington 98028-0607	Northshore Utility District Dave Kaiser, Engineering Director or his designee P.O. Box 82489 Kenmore, Washington 98028-0489

Provided, however, the parties may change their respective designation of representatives by written notification to one another.

7. This Agreement may be signed in counterparts, and, if so signed, shall be deemed one integrated document.

The date of this Agreement is _____, 2011.

Execution of this Agreement by the undersigned representatives of each party has been authorized by Resolution No. _____ of the City of Kenmore and Resolution No. 2011-_____ of the Board of Commissioners of the Northshore Utility District.

CITY OF KENMORE	NORTHSHORE UTILITY DISTRICT
_____	_____
City Manager	General Manager
Approved as to form:	Approved as to form:
_____	_____
City Attorney	District General Counsel

VE. Authorize the City Manager to Execute an Interlocal Agreement (Contract 11-C951) with Northshore Utility District with an Estimated Value of $55,000 for Sewer Improvements to be

Contract No. 10-C878
Amendment No. 2

The following sections of the NE 145th Street-Juanita Drive NE Traffic Signal Contract No. 10-C878 dated May 24, 2010, between the City of Kenmore and H.W. Lochner, Inc. (Consultant) is amended as set forth below or in the attached. All other terms and conditions of the underlying contract shall remain in full force and effect.

Section 1. Scope of Services to be Performed by Consultant. The Consultant shall perform the services described in Exhibit "A" of this Amendment. In performing the services, the Consultant shall comply with all federal, state and local laws and regulations applicable to the services. The Consultant shall perform the services diligently and completely and in accordance with professional standards of conduct and performance.

Section 2. Compensation and Method of Payment. The City shall pay the Consultant $7,230 for the additional services described in Exhibit "A". The total not to exceed contract amount will be, with this amendment, $67,079.

DATED this ____ day of June, 2011.

CITY OF KENMORE:

BY: _____
Frederick C. Stouder

Title: City Manager

CONSULTANT:

By: _____

Title: VICE PRESIDENT

H.W. Lochner Inc.
400 108th Ave NE, Suite 401
Bellevue, WA 98004

Attest/Authenticated:

_____
Lynn Suskin, City Clerk

Approved as to Form:

_____
Rod Kaseguma, City Attorney

VE. Authorize the City Manager to Execute an Interlocal Agreement (Contract 11-C951) with Northshore Utility District with an Estimated Value of $55,000 for Sewer Improvements to be

City of Kenmore Contract 10-C878

Amendment #2

Exhibit A

Northshore Utility District
Scope of Services
Engineering Services Agreement
For
Sanitary Sewer 8" AC pipe replacement and encasement
at
Juanita Drive NE and NE 145th Street

General Description

The following scope of services, prepared at the request of the City of Kenmore for Northshore Utility District (NUD), to incorporate the replacement of an 8" AC pipe requiring encasement with a Cl. 52 DI pipe between MH-7 and MH-8 in the area of influence under the propose retaining wall on the eastside of Juanita Drive NE at NE 145th Street into the City of Kenmore's final PS&E documents for the installation of a traffic signal at this location.

The scope of services includes addition survey to pick up the location and rim and invert elevations for both manholes (MH-7 & MH-8), combining this information with the existing survey into one DTM. The survey will also locate any physical features that exists within the NUD easement, up to 40' east MH-7. The scope of services also includes preparation of an additional plan and profile sheet, supplemental bid schedule and necessary special provisions.

Project Tasks:

Task No. 1 - Project Management, administration and coordination

1.1 Contractual Administration
1.2 Coordination with NUD and City of Kenmore
1.3 Prepare Invoice

Task No. 2 – Design

Prepare 100% design, special provisions and Bid schedule

2.1 Prepare sanitary sewer plan and profile sheet
2.2 Prepare cost estimate and bid schedule
2.3 Incorporate design review comments into final PS&E bid documents

Task No. 3 – Survey

3.1 Provide additional survey to locate MH-7 and MH-8, determine rim and invert elevation and identify addition physical feature with 40' of NUD easement.

VE. Authorize the City Manager to Execute an Interlocal Agreement (Contract 11-C951) with Northshore Utility District with an Estimated Value of $55,000 for Sewer Improvements to be

City of Kenmore Contract 10-C878 Amendment #2 Exhibit B
Juanita Drive NE and NE 145 Street Traffic Signal
H. W. Lochner
NUD Sanitary Sewer 8" AC Pipe Replacement and Encasement

May 18, 2011

TASK NO.	TASK DESCRIPTION	PROJECT MANAGER	SR. ENGINEER	ENGINEER III	CADD	WORD PROCESSING	TASK HOURS	LABOR COST EACH TASK
1.0	Project Management							
1.1	Contractual Administration		2				2	$320.00
3.1	Coordination with NUD and City of Kenmore		4				4	$640.00
3.2	Prepare Invoice		1			1	2	$220.00
2.0	Design							
2.1	Plan and Profile		4	8	12		24	$2,440.00
2.2	Cost Estimate and Bid Schedule		1	1			2	$250.00
2.3	Final PS&E Bid Documents		4	8	8		20	$2,080.00
3.0	Survey							
3.1	Provide Additional Survey							$1,100.00
	TOTAL ESTIMATED HOURS BY LABOR CATEGORY		16	17	20	1		
	HOURLY RATE	$175	$160	$90	$90	$60		
	EST. PERSONNEL CHARGES BY LABOR CATEGORY		$2,560	$1,530	$1,800	$60		$5,950.00

Labor Costs:	**$7,050.00**
Reimbursables:	**$180.00**
Fee Estimate:	**$7,230.00**

S:\0148 NE 145th ST-Juanita Drive Traffic Signal\Contract Documents\Amendments\Amendment 2\Exhibit B

VE. Authorize the City Manager to Execute an Interlocal Agreement (Contract 11-C951) with Northshore Utility District with an Estimated Value of $55,000 for Sewer Improvements to be

CITY OF KENMORE, WASHINGTON

AGENDA BILL SUMMARY

AGENDA TITLE			MEETING DATE
Discussion of 61st Avenue NE and NE 181st Street Signal Improvement Project scope of work and right-of-way requirements.			June 27, 2011
DEPARTMENT	**DIRECTOR**	**CONTACT PERSON**	**PHONE**
Engineering	Ron Loewen	Ron Loewen	425 398 8900

COST OF PROPOSAL: Staff Cost: Preparing agenda bill 5hours Administering design agreement 240 hours Contract Services: Design, Right of Way, Construction: $2,771,900	**ACCOUNT NUMBER:** **09 00 7097** **61st Ave/NE 181st Signal**
AMOUNT BUDGETED: Adopted 2011-12 Budget $2,048,550 Approved 2011-16 CIP $3,338,300	**NAME AND FUND #:** **Arterial Street Fund No. 09**

ATTACHMENT(S) TO AGENDA PACKET ITEM:

- Table: 61st Avenue and NE 181st Street Signal Project Options
- September 27, 2010 Agenda Bill
- July 26, 2010 Agenda Bill
- February 8, 2010 Agenda Bill

SUMMARY STATEMENT:

The City Council approved this project on September 27, 2010 with the acquisition of additional right of way and modified the budget as part of the 2011-16 Capital Improvement Program (CIP) adoption in April. During the CIP adoption City staff suggested the project scope be discussed in further detail as the cost estimate had increased from $2,048,550 to $3,338,300.

Staff is recommending **Alternative 4** as described below which is estimated to cost $2,771,900. The funds are available from Real Estate Excise Tax (REET) in the amount of $1,675,645, Traffic Impact Fees in the amount of $446,255, and a Federal Grant in the amount of $650,000 (not yet received). The adopted 2011-2012 budget appropriated $2,048,550 for this project, therefore Council action to amend and increase the budget in the amount of $723,350 would be required. The additional REET funds would be borrowed from existing cash set aside for the sidewalk program which would result in the sidewalk program being delayed for at least two years. Where funds are noted as available, this assumes that the revenue as budgeted in the adopted 2011-2012 biennial budget will be realized. The following is a discussion of the project scope and cost estimates.

BACKGROUND

The proposed SR 522 Phase I Stage 2 Corridor Improvement Project, from 57th Avenue NE to 65th Avenue NE (the last section) was divided into segments in February 2010, to allow more favorable

funding proposals. In July of 2010 the Council received word that Senator Murray intended to sponsor the direct allocation of $600,000 to the SR 522 project. On July 26th the Council authorized the design of the signal improvements at NE 181st Street and 61st Avenue NE with the provision that right-of-way acquisition and improvements be consistent with the overall SR 522 project. The City has also now learned that a Federal Grant allocation has been made by the Washington State Legislature in the amount of $650,000.

DISCUSSION

During the City Council discussion authorizing the project in September, the City Council decided to pursue the additional right of way. During revisions to the 2011-16 CIP, concern arose over the increase in project cost estimates from the approved $2,058,550 to $3,338,300. Since then more detailed cost estimates for the retaining wall and updated right of way estimates have been received. This has resulted in reductions to the 2011-16 CIP estimate, however the project cost estimate remains higher than previously approved. Additionally an estimate for undergrounding aerial facilities has been provided for consideration. The alternatives presented in this agenda bill provide the City Council with 4 distinct project scopes of work with increasing right-of-way acquisition and improvements.

ALTERNATIVES

City staff have prepared 4 alternative project scopes of works and cost estimates for discussion. These are very similar to the project alternatives discussed in September of last year. Several of the alternatives have the same right-of-way acquisition but all vary the extent of construction.

Alternative 1 - This alternative would construct only the traffic signal at 61st Avenue NE and NE 181st Street and acquire right of way at the intersection for future improvements. Under this alternative, right of way would be acquired from 4 parcels and construction would only include the traffic signal and ADA ramps. Total cost is estimated at $975,400 and would be funded with the Federal Grant of $650,000 and Traffic Impact Fee funds of $325,400 which are available. The cost of this Alternative is less than the adopted 2011-2012 biennial budgeted amount of $2,048,550 and does not require Council action to amend or increase the project budget.

In summary, **Alternative 1** is a minimal project and would provide a traffic signal but no left turn pockets. This would improve circulation and use of NE 181st Street and possibly allow the closure of the 60th Avenue NE left turn from SR 522.

Alternative 2 – This alternative would construct the traffic signal and left turn pockets at NE 181st Street and some curbs along 61st Avenue NE. Aerial facilities would remain. Under this alternative right of way would be acquired from 4 parcels and construction would include the traffic signal, storm drainage, sidewalks, landscaping, ADA ramps, and pavement. Total cost is estimated at $1,675,900 and would be funded with the Federal Grant of $650,000, Traffic Impact Fee funds of $446,255, and $579,645 of REET of which $200,000 would be "borrowed" from the sidewalk program funds set aside and which are available. The cost of this Alternative is less than the adopted 2011-2012 biennial budgeted amount of $2,048,550 and does not require Council action to amend or increase the project budget. This estimate is higher than the September Alternative 2 estimate due to revised right of way estimates and updated costs for the retaining wall.

In summary, **Alternative 2** matches the City Council's stated project scope. Circulation along NE 181st Street would be improved and the left turn at 60th Avenue NE on SR 522 could be eliminated.

Alternative 3 – This alternative would construct the traffic signal and left turn pockets at NE 181st Street and some curbs along 61st Avenue NE. Aerial facilities would remain.

Under this alternative right of way would be acquired from 8 parcels and construction would include the traffic signal, storm drainage, sidewalks, landscaping, ADA ramps and pavement. Total cost is estimated at $2,471,900 and would be funded with the Federal Grant of $650,000, Traffic Impact Fee funds of $446,255, and $1,375,645 of REET of which $650,000 would be "borrowed" from the sidewalk program funds set aside and which are available. The cost of this Alternative is $423,350 greater than the adopted 2011-2012 biennial budgeted amount of $2,048,550 and would require Council action to amend and increase the project budget. This alternative was chosen by the City Council in September. The additional costs, (the September cost estimate was $2,058,550), are the result of updated right of way and retaining wall estimates. The additional right of way acquisition would secure several significant pieces of right of way for a portion of the last segment of the SR 522 project.
In summary, **Alternative 3** matches the City Council's stated project scope and direction at the September meeting of including right of way for future SR 522 projects.

Alternative 4 - This alternative would construct the traffic signal and left turn pockets at NE 181st Street and some curbs along 61st Avenue NE and underground aerial facilities. Under this alternative right of way would be acquired from 8 parcels and construction would include the traffic signal, storm drainage, sidewalks, landscaping, ADA ramps, undergrounding of aerial facilities and pavement. Total cost is estimated at $2,771,900 and would be funded with the Federal Grant of $650,000, Traffic Impact Fee funds of $446,255, and $1,675,645 of REET of which $950,000 would be "borrowed" from the sidewalk program funds set aside and which are available. The cost of this Alternative is $723,350 greater than the adopted 2011-2012 biennial budgeted amount of $2,048,550 and would require Council action to amend and increase the project budget. This alternative is new as previous alternatives did not consider undergrounding aerial facilities.
In summary, **Alternative 4** matches the City Council's stated project scope and direction at the September meeting of including right of way for future SR 522 projects. In addition it provides undergrounding of aerial facilities at the intersection.

RECOMMENDATION
City staff recommends **Alternative 4** which is consistent with the previous City Council direction and provides for undergrounding at the intersection. Undergrounding would allow for the removal of wood poles and aerial facilities now rather than waiting until a future SR 522 project.

The cost of this Alternative is $723,350 greater than the adopted 2011-2012 biennial budgeted amount of $2,048,550 and will require Council approval to amend and increase the project budget from $2,058,000 to $2,771,900. The project would be funded with the Federal Grant of $650,000, Traffic Impact Fee funds of $446,255, and $1,675,645 of REET of which $950,000 would be "borrowed" from the sidewalk program funds set aside and which are available.
2011-16 CIP provides adequate financial resources for the project by delaying other SR 522 project segments.

CONSISTENT WITH OR COMPARISON TO PAST COUNCIL POLICIES, ORDINANCES, DIRECTION:

Council set a priority for SR 522 in 2008 and reaffirmed in 2009 with council action on December 1, 2008 - Agenda title: Consider Projects for Federal Stimulus Package and Potential Action for Authorization to Design and Right of way Acquisition for SR 522 Phase I Stage 2.
City Council action on July 26th, authorizing the design and right of way acquisition for the 61st Avenue NE and NE 181st Street signal.
City Council action on September 27, 2010 selecting an alternative authorizing the design and right of way acquisition for the 61st Avenue and NE 181st signal project.

VIIA.
Discussion of 61st Avenue NE and NE 181st Street Signal Improvement Project Scope of Work

RECOMMENDED CITY COUNCIL ACTION/SUGGESTED MOTION: Authorize City staff to proceed with 61st Avenue NE and NE 181st Street Signal Improvement Project scope of work and right-of-way acquisition as described in Alternative 4.		
REVIEWED BY FINANCE DIRECTOR:	**REVIEWED BY CITY ATTORNEY:**	**APPROVED BY CITY MANAGER:**
TODAY'S DATE: June 8, 2011	**REVISION DATE(S):**	**FILE NAME & PATH (HYPERLINK):** **S:\0159 61st Ave NE and NE 181st St Traffic Signal\Council\110620_agenda_bill.doc**

VIIA.

Discussion of 61st Avenue NE and NE 181st Street Signal Improvement Project Scope of Work

City of Kenmore

Washington

SR 522 Phase I Stage 2

61st Avenue NE and NE 181st Street Signal Project Options

Alternative	Description	City Funds	Grant Funds	Total
Alternative 1	Signal only	$ 325,400	$ 650,000	$ 975,400
Alternative 2	Signal and widening	$ 1,025,900	$ 650,000	$ 1,675,900
Alternative 3	Signal, widening and additional right of way	$ 1,821,900	$ 650,000	$ 2,471,900
Alternative 4	Signal, widening, additional right of way and undergrounding	$ 2,121,900	$ 650,000	$ 2,771,900
Approved CIP	Signal, widening and additional right of way	$ 2,738,300	$ 600,000	$ 3,338,300

June 7, 2011

S:\0159 61st Ave NE and NE 181st St Traffic Signal\Council\110620_Table Project Options.docx

VIIA.

Discussion of 61st Avenue NE and NE 181st Street Signal Improvement Project Scope of Work

CITY OF KENMORE, WASHINGTON

AGENDA BILL SUMMARY

AGENDA TITLE	MEETING DATE
61st Avenue NE and NE 181st Street Signal Improvements discussion of project scope of work and right-of-way requirements.	September 27, 2010

DEPARTMENT	DIRECTOR	CONTACT PERSON	PHONE
Engineering	Ron Loewen	Ron Loewen	425 398 8900

COST OF PROPOSAL: Staff Cost: Preparing agenda bill 5hours Administering design agreement 240 hours Contract Services: Design: $ 81,497 Right-of-way: $1,118,200 Construction: $ 858,853 Total: $2,058,550	**ACCOUNT NUMBER:** **09 00 7088 SR 522 Phase I Stage 2 Design/Adm**
AMOUNT BUDGETED: Current 2010 budget only includes funds for Design of SR 522 Phase I Stage 2 (last section) improvements. 2011-2016 Transportation Improvement Program (TIP) includes: 61st Avenue Traffic Signal - $1,200,000 (assumes unsecured grants totaling $300,000) 61st Avenue Improvements - $3,897,900 (assumes unsecured grants totaling $2,393,000) The following City funds have been allocated to the SR 522 projects in the 2011-2016 Transportation Improvement Program (TIP) $ 8,781,000. Of these funds only $589,000 have been obligated.	**NAME AND FUND #:** **Arterial Street Fund No. 09**

ATTACHMENT(S) TO AGENDA PACKET ITEM:

- Table: 61st Avenue NE Project Options
- 4 Sketches of alternative project scopes of work
- 4 Project cost estimates consistent with sketches
- July 26, 2010 Agenda Bill
- February 8, 2010 Agenda Bill

SUMMARY STATEMENT:

The City Council discussed this project on July 26th. It is being brought back for further clarification and consideration of additional alternatives.

BACKGROUND

The proposed SR 522 Phase I Stage 2 Corridor Improvement Project, from 57th Avenue NE to 65th Avenue NE (the last section) was divided into segments to allow more favorable funding proposals. In July the Council received word that Senator Murray intended to sponsor the direct allocation of $600,000 to the SR 522 project. On July 26th the Council authroized the design of the signal improvements at NE 181st Street and 61st Avenue NE with the provision that right-of-way acquisition and improvements be consistent with

VIIA.

Discussion of 61st Avenue NE and NE 181st Street Signal Improvement Project Scope of Work

the overall SR 522 project and to avoid dealing with property owners a second time.

ALTERNATIVES

City staff have prepared 4 alternative project scopes of works and cost estimates to meet the City Council's objectives. Several of the alternatives have the same right-of-way acquisition but all vary the extent of construction, see attached table, sketches, and cost estimates.

Alternative 1 - This alternative would construct only the traffic signal at 61st Avenue NE and NE 181st Street and acquire right-of-way for future improvements. Under this alternative, right-of-way would be acquired from 3 parcels and construction would only include the traffic signal and ADA ramps. Total cost is estimated at $855,375. This estimate is higher than the original proposal of $600,000 due to the acquisition of additional right-of-way.

Alternative 2 – This alternative would construct the traffic signal and left turn pockets at NE 181st Street and some curbs along 61st Avenue NE. Aerial facilities would remain; however, conduit and vaults would be installed for undergrounding as part of a later project. Under this alternative right-of-way would be acquired from 3 parcels and construction would include the traffic signal, storm drainage, sidewalks, landscaping, ADA ramps, and pavement. Total cost is estimated at $1,262,850. A variation on this alternative would be to acquire right-of-way from three additional parcels (Jack in the Box, Uplake Town Center, and Burke-Gilman Trail). This would increase the cost estimate to $2,058,550.

Alternative 3 – This alternative would construct the traffic signal and left turn pockets at NE 181st Street and the curbs on 61st Avenue NE consistent with the future widening. This would likely allow a dual southbound right turn lane onto SR 522. One of the SR 522 signal poles would need to be relocated.
Aerial facilities would remain; however, conduit and vaults would be installed for undergrounding as part of a later project. Under this alternative right-of-way would be acquired from 5 parcels and construction would include the traffic signal, storm drainage, sidewalks, landscaping, ADA ramps, and pavement. Total cost is estimated at $2,880,224.

Alternative 4 - This alternative would construct the traffic signal and left turn pockets at NE 181st Street, the curbs on 61st Avenue NE between SR 522 and NE 181st Street consistent with the future widening, and the roadway improvements south of SR 522. This would allow a dual southbound right turn lane onto SR 522. All of the signal poles on SR 522 would need to be relocated.
Aerial facilities would remain; however, conduit and vaults would be installed for undergrounding as part of a later project. Under this alternative right-of-way would be acquired from 6 parcels and construction would include traffic signals, storm drainage, sidewalks, landscaping, ADA ramps, and pavement. Total cost is estimated at $5,097.900.

DISCUSSION

During the City Council discussion authorizing the project there was some confusion over the right-of-way to be acquired and whether the curbs to be installed would need to be removed as part of future construction. The alternatives presented in this agenda bill provide the City Council with 4 distinct project scopes of work with increasing right-of-way acquisition and improvements.

Alternative 1 is a minimal project and would provide a traffic signal but no left turn pockets. This would improve circulation and use of NE 181st Street and possibly allow the closure of the 60th Avenue NE left turn from SR 522.

Alternative 2 matches the City Council's stated project scope. Circulation along NE 181st Street would be improved and the left turn at 60th Avenue NE on SR 522 could be eliminated. This project would require $662,850 of City funds which is $362,850 more than programmed in the TIP. These additional funds are available by reprogramming funds from one of the other SR 522 segments. A variation on this alternative is to acquire additional right-of-way for the remainder of the 61st Avenue NE improvements. This would make the 61st Avenue NE improvements (Alternative 4) "shovel

ready" if future funding becomes available. This variation on Alternative 2 would raise the total project cost estimate to $2,058,550 and would require $1,458,550 of City funds.

Alternative 3 expands the City Council's direction to include improvements on 61st Avenue NE. Circulation along NE 181st Street would be improved and the left turn at 60th Avenue NE on SR 522 could be eliminated. The improvements would also provide improved capacity at the SR 522 intersection especially in the southbound direction and complete all of the improvements north of SR 522 along 61st Avenue NE. This project would require $2,280,224 of City funds to be completed. These additional funds are available by reprogramming funds from one of the other SR 522 segments but increase the chance that additional City funds will be required in later years to provide grant matching funds.

Alternative 4 expands the City Council's direction to include improvements on 61st Avenue NE. Circulation along NE 181st Street would be improved and the left turn at 60th Avenue NE on SR 522 could be eliminated The improvements would also provide improved capacity at the SR 522 intersection especially in the northbound and southbound direction, complete all of the improvements north and south of SR 522 along 61st Avenue NE and improve vehicle safety at the SR 522 intersection. This project would require $4,497,900 of City funds to be completed. These additional funds are available by reprogramming funds from other SR 522 segments but increase the chance that additional City funds will be required in later years to provide grant matching funds. This project was recently submitted to the Transportation Improvement Board (TIB) as part of the Arterial Improvement program. TIB Grant funds totaling $2,693,000 were requested. If these funds become available the required City funding would be $1,804,900.

RECOMMENDATION

City staff recommends Alternative 2 with the variation of acquiring additional right-of-way and raising the project budget to $2,058,550 be pursued. This will allow the City to have a "shovel ready" project if funds become available.

CONSISTENT WITH OR COMPARISON TO PAST COUNCIL POLICIES, ORDINANCES, DIRECTION:

Council set a priority for SR 522 in 2008 and reaffirmed in 2009 with council action on December 1, 2008- Agenda title: consider Projects for Federal Stimulus Package and Potential Action for Authorization to Design and Right-of-way Acquisition for SR 522 Phase I Stage 2.
Council action on July 26th, authorizing the design and right-of-way acquisition for the 61st Avenue NE and NE 181st Street signal.

RECOMMENDED CITY COUNCIL ACTION/SUGGESTED MOTION:

Amend the budget for the 61st Avenue NE and NE 181st Street signal project from $1,200,000 to $2,058,550 and authorize City staff to proceed with the design and acquisition of right of way from 6 parcels along 61st Avenue NE.

REVIEWED BY FINANCE DIRECTOR:	**REVIEWED BY CITY ATTORNEY:**	**APPROVED BY CITY MANAGER:**
TODAY'S DATE: Sept 14, 2010	**REVISION DATE(S):**	**FILE NAME & PATH (HYPERLINK):** S:\0050.50 SR 522 Phase 1, Stage 2\Council Items\100927_Project Scope\100927_agenda_bill.doc

VIIA.

Discussion of 61st Avenue NE and NE 181st Street Signal Improvement Project Scope of Work

City of Kenmore

Washington

SR 522 Phase I Stage 2

61st Avenue NE Project Options

Alternative	City Funds	Grant Funds	Total
Alternative 1	$ 255,375	$ 600,000	$ 855,375
Alternative 2	$ 662,850	$ 600,000	$1,262,850
Alternative 2 Variation	$1,458,550	$ 600,000	$2,058,550
Alternative 3	$2,280,224	$ 600,000	$2,880,224
Alternative 4	$4,697,900	$ 600,000	$5,097,900
Alternative 4 with TIB Grant	$1,804,900	$3,293,000	$5,097,900

September 13, 2010

S:\0050.50 SR 522 Phase 1, Stage 2\Council Items\100927_Project Scope\Table Project Options.docx

VIIA.

Discussion of 61st Avenue NE and NE 181st Street Signal Improvement Project Scope of Work

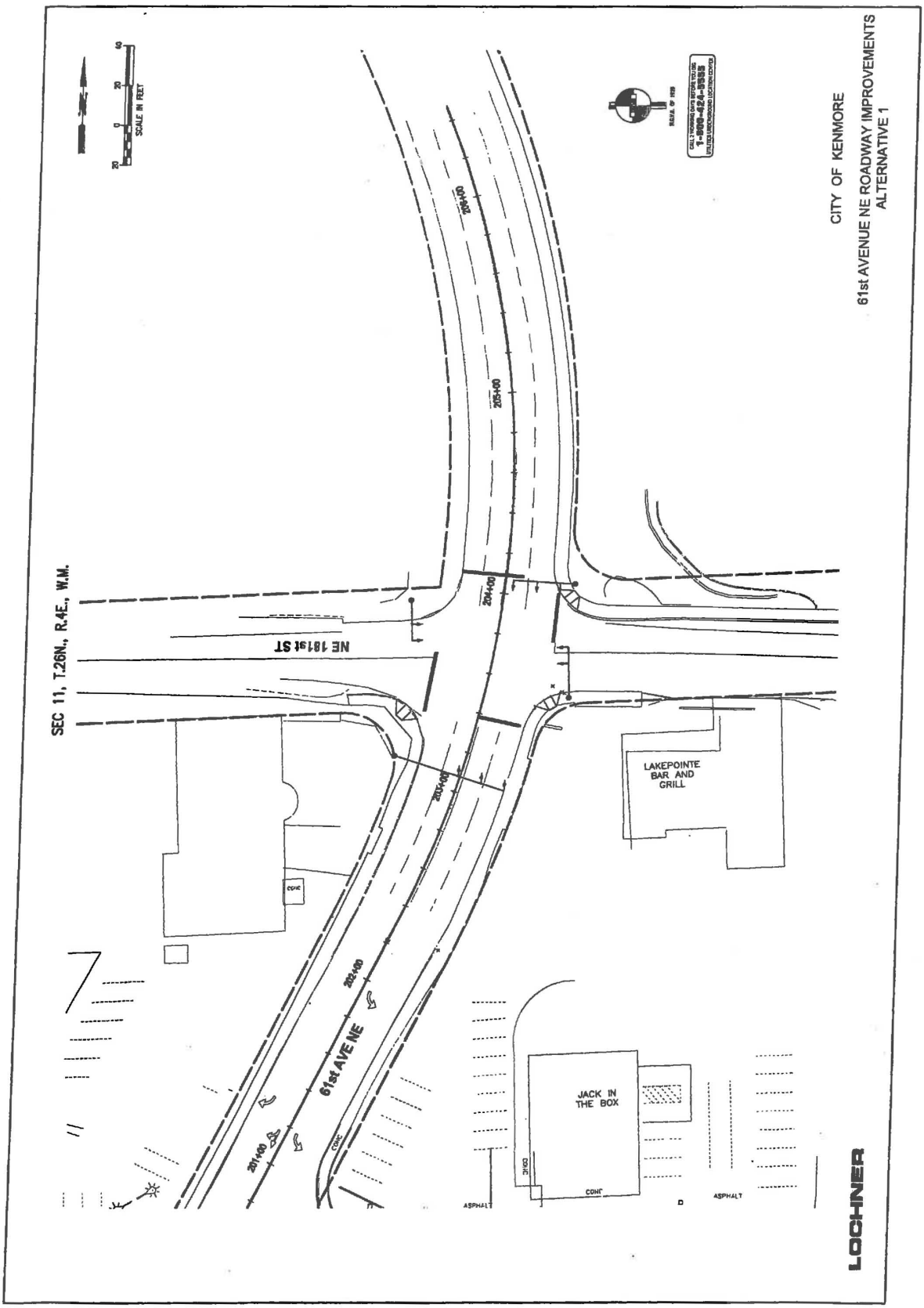

VIIA.

Discussion of 61st Avenue NE and NE 181st Street Signal Improvement Project Scope of Work

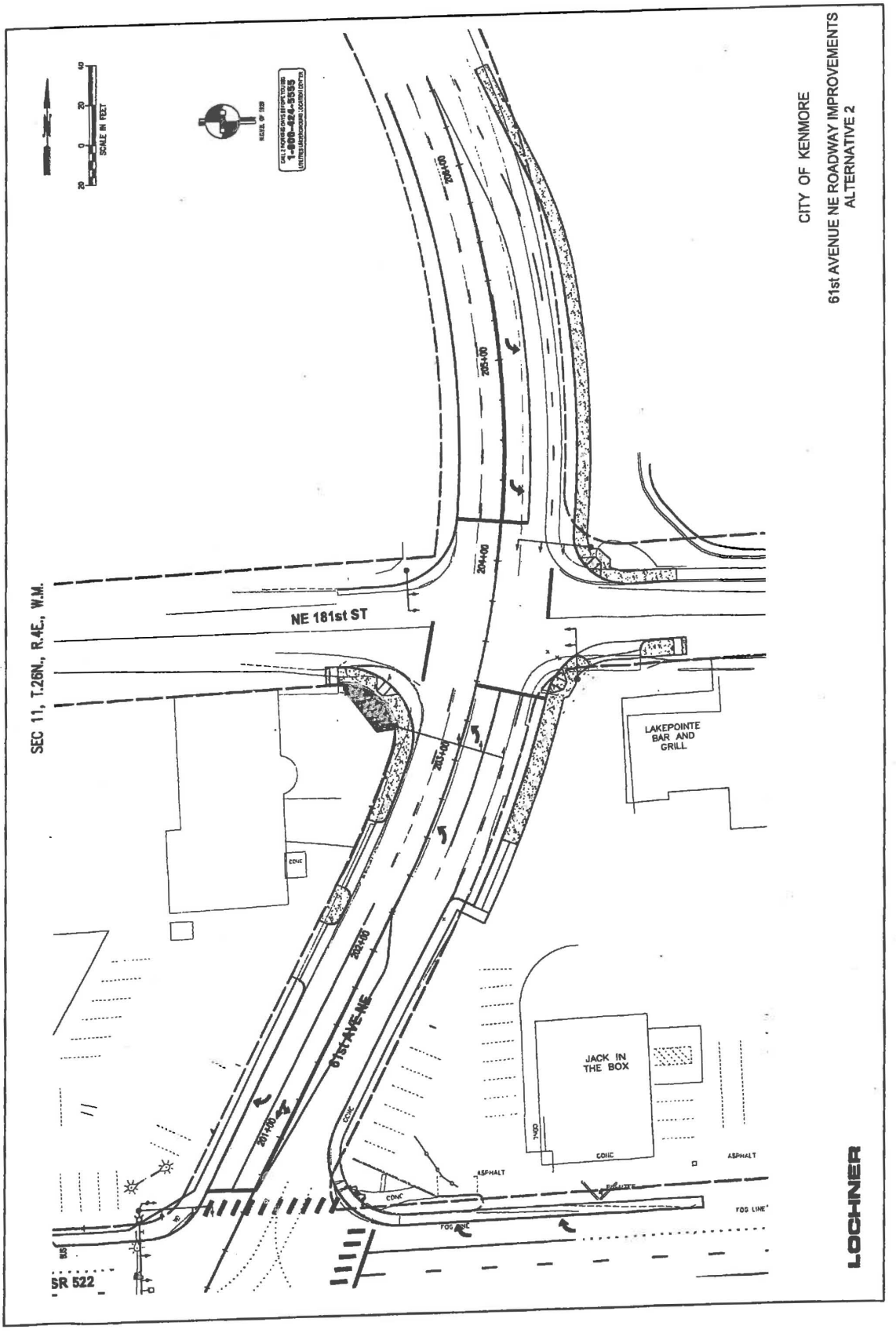

VIIA.

Discussion of 61st Avenue NE and NE 181st Street Signal Improvement Project Scope of Work

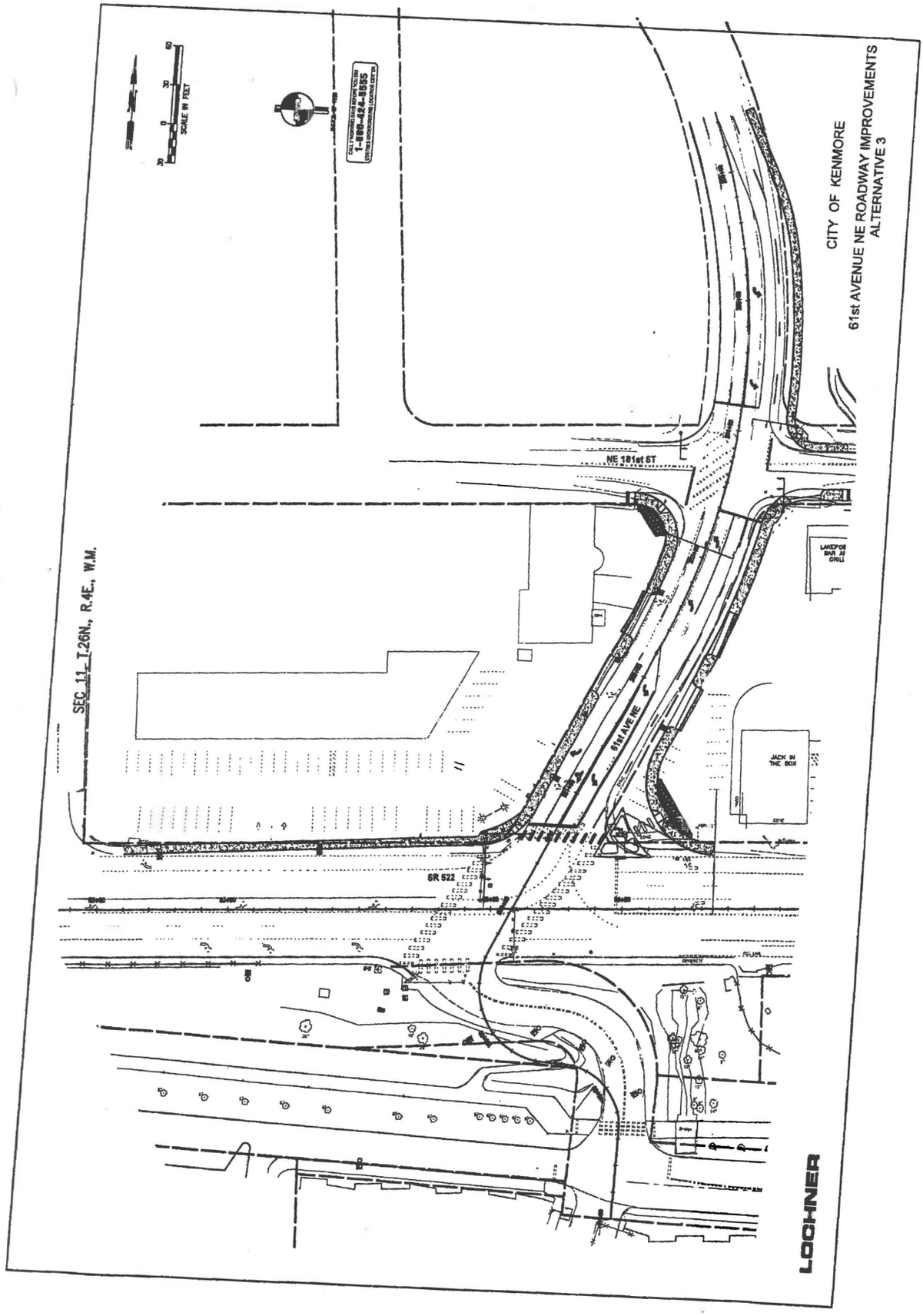

VIIA.

Discussion of 61st Avenue NE and NE 181st Street Signal Improvement Project Scope of Work

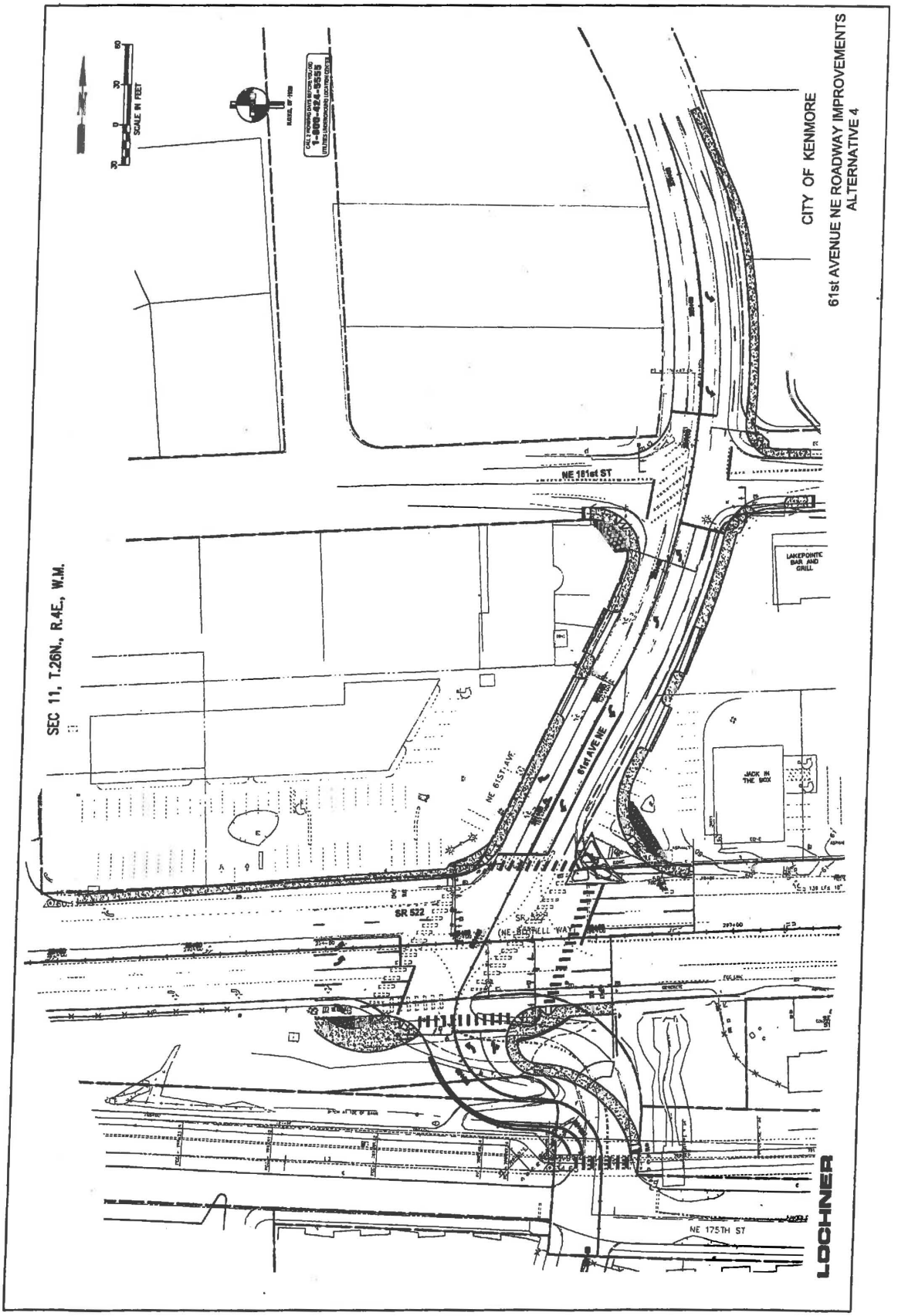

VIIA.

Discussion of 61st Avenue NE and NE 181st Street Signal Improvement Project Scope of Work

61st Ave NE - Cost Estimate (Alternative 1 Traffic Signal Only @ NE 181st Street)

Item	Section	Description	Quantity	Unit	Unit Cost	Cost
1	1-05	Surveying	1	LS	$10,000.00	$10,000.00
2	1-07	Spill Prevention Plan (SPCC)	1	LS	$1,000.00	$1,000.00
3	1-07	Potholing	1	LS	$0.00	$0.00
4	1-09	Mobilization	1	LS	$26,000.00	$26,000.00
5	1-10	Temporary Traffic Control	1	LS	$10,000.00	$10,000.00
6	1-10	Traffic Control Labor	750	HR	$45.00	$33,750.00
7	1-10	Traffic Control Supervisor	120	HR	$50.00	$6,000.00
8	1-10	Construction Signs	1	LS	$5,000.00	$5,000.00
9	2-01	Clearing and Grubbing	1	LS	$2,500.00	$2,500.00
10	2-02	Removal of Drainage Structures	1	LS	$0.00	$0.00
11	2-02	Removal of Structures & Obstructions	1	LS	$0.00	$0.00
12	2-02	Removing Asphalt Concrete Pavement	0	SY	$8.00	$0.00
13	2-02	Removing Pavement Markings	1	LS	$1,000.00	$1,000.00
14	2-03	Roadway Excavation (Incl. Haul)	0	CY	$20.00	$0.00
15	2-03	Unsuitable Foundation Excavation (Incl. Haul)	0	CY	$30.00	$0.00
16	2-03	Gravel Borrow, Including Haul	0	TN	$18.00	$0.00
17	2-03	Embankment (Method C Compaction)	0	CY	$2.00	$0.00
18	2-10	Ditch Excavation Including Haul	0	CY	$30.00	$0.00
19	2-11	Trimming & Clean Up	1	LS	$1,500.00	$1,500.00
20	4-04	Crushed Surfacing Top Course	0	TN	$30.00	$0.00
21	4-04	Crushed Surfacing Base Course	0	TN	$28.00	$0.00
22	5-04	HMA Class 1/2" PG 64-22	0	TN	$85.00	$0.00
23	5-04	HMA for Overlay Class 1/2" PG 64-22	0	TN	$105.00	$0.00
24	7-04	Storm Sewer Pipe, 12 In. Diam	0	LF	$55.00	$0.00
25	7-04	Storm Sewer Pipe, 18 In. Diam	0	LF	$65.00	$0.00
26	7-05	Adjust Catch Basin to Finished Grade	0	EA	$400.00	$0.00
27	7-05	Catch Basin Type 1	0	EA	$1,000.00	$0.00
28	7-05	Catch Basin Type 2 - 48"	0	EA	$4,000.00	$0.00
29	7-05	Grate Inlet	0	EA	$1,000.00	$0.00
30	7-05	Water Quality Vault W/splitter	0	EA	$95,000.00	$0.00
31	7-05	Shoring or Extra Excavation	0	LF	$1.50	$0.00
32	7-05	Adjust Utility to Finished Grade	0	EA	$250.00	$0.00
33	7-08	Bank Run Gravel for Trench Backfill	0	CY	$35.00	$0.00
34	8-01	Erosion Control	1	LS	$2,500.00	$2,500.00
35	8-01	Water Pollution Prevention Plan	1	LS	$1,000.00	$1,000.00
36	8-01	Temporary Reinforced Silt Fence	600	LF	$5.00	$3,000.00
37	8-02	Property Restoration	0	LS	$25,000.00	$0.00
38	8-02	Topsoil type A	50	CY	$40.00	$2,000.00
39	8-02	Bark Mulch	0	CY	$18.00	$0.00

M:\Clients\Kenmore\2010\61st Ave NE-NE 181st St\Cost Estimates\09092010 61st estimates\61st Ave NE - Alt 1-Signal only @ NE 181st ST

VIIA.

Discussion of 61st Avenue NE and NE 181st Street Signal Improvement Project Scope of Work

40	8-02	Landscaping	0	LS	$50,000.00	$0.00
41	8-02	Seeding and Mulching.	1	LS	$2,500.00	$2,500.00
42	8-03	Irrigation System	0	LS	$25,000.00	$0.00
43	8-04	Cement Concrete Curb and Gutter	0	LF	$20.00	$0.00
44	8-06	Cement Concrete Driveway	0	SY	$58.00	$0.00
45	8-13	Monument Case and Cover	0	EA	$350.00	$0.00
46	8-14	Cement Concrete Sidewalk	0	SY	$42.00	$0.00
47	8-14	Mail Box Relocation	0	EA	$400.00	$0.00
48	8-14	Bollards	0	EA	$1,000.00	$0.00
49	8-14	Cement Conc. Sidewalk Ramps	0	EA	$1,400.00	$0.00
50	8-20	Illumination System	0	LS	$75,000.00	$0.00
51	8-20	Signal System @ 61st Ave NE & NE 181st ST	1	LS	$225,000.00	$225,000.00
52	8-20	Traffic Signal Interconnect	1	LS	$15,000.00	$15,000.00
53	8-21	Permanent Signing	1	LS	$5,000.00	$5,000.00
54	8-22	Pavement Striping	1	LS	$2,500.00	$2,500.00
55	8-24	STRUCTURAL EARTH WALL	0	SF	$54.00	$0.00
					Total Construction Contract Cost	**$355,250.00**
					Contingency (25%)	**$88,812.50**
					Right of Way	**$322,500.00**
					Design Engineering Estimate	**$46,182.50**
					Construction Engineering Estimate	**$42,630.00**
					Total Project Cost	***$855,375.00***

*** Estimate does not include any environmental mitigation.**

M:\Clients\Kenmore\2010\61st Ave NE-NE 181st St\Cost Estimates\09092010 61st estimates\61st Ave NE - Alt 1-Signal only @ NE 181st ST

VIIA.

Discussion of 61st Avenue NE and NE 181st Street Signal Improvement Project Scope of Work

61st Ave NE - Cost Estimate (Alternative 2-Traffic Signal @ NE 181st St & Left turn lanes)

Item	Section	Description	Quantity	Unit	Unit Cost	Cost
1	1-05	Surveying	1	LS	$18,000.00	$18,000.00
2	1-07	Spill Prevention Plan (SPCC)	1	LS	$2,000.00	$2,000.00
3	1-07	Potholing	1	LS	$3,500.00	$3,500.00
4	1-09	Mobilization	1	LS	$40,000.00	$40,000.00
5	1-10	Temporary Traffic Control	1	LS	$15,000.00	$15,000.00
6	1-10	Traffic Control Labor	1500	HR	$45.00	$67,500.00
7	1-10	Traffic Control Supervisor	220	HR	$50.00	$11,000.00
8	1-10	Construction Signs	1	LS	$5,000.00	$5,000.00
9	2-01	Clearing and Grubbing	1	LS	$5,000.00	$5,000.00
10	2-02	Removal of Drainage Structures	1	LS	$5,000.00	$5,000.00
11	2-02	Removal of Structures & Obstructions	1	LS	$5,000.00	$5,000.00
12	2-02	Removing Asphalt Concrete Pavement	100	SY	$8.00	$800.00
13	2-02	Removing Pavement Markings	1	LS	$1,000.00	$1,000.00
14	2-03	Roadway Excavation (Incl. Haul)	200	CY	$20.00	$4,000.00
15	2-03	Unsuitable Foundation Excavation (Incl. Haul)	50	CY	$30.00	$1,500.00
16	2-03	Gravel Borrow, Including Haul	500	TN	$18.00	$9,000.00
17	2-03	Embankment (Method C Compaction)	500	CY	$2.00	$1,000.00
18	2-10	Ditch Excavation Including Haul	40	CY	$30.00	$1,200.00
19	2-11	Trimming & Clean Up	1	LS	$5,000.00	$5,000.00
20	4-04	Crushed Surfacing Top Course	50	TN	$30.00	$1,500.00
21	4-04	Crushed Surfacing Base Course	200	TN	$28.00	$5,600.00
22	5-04	HMA Class 1/2" PG 64-22	450	TN	$85.00	$38,250.00
23	5-04	HMA for Overlay Class 1/2" PG 64-22	30	TN	$105.00	$3,150.00
24	7-04	Storm Sewer Pipe, 12 In. Diam	300	LF	$55.00	$16,500.00
25	7-04	Storm Sewer Pipe, 18 In. Diam	120	LF	$65.00	$7,800.00
26	7-05	Adjust Catch Basin to Finished Grade	2	EA	$400.00	$800.00
27	7-05	Catch Basin Type 1 (with cartridges)	4	EA	$3,500.00	$14,000.00
28	7-05	Catch Basin Type 2 - 48"	0	EA	$4,000.00	$0.00
29	7-05	Grate Inlet	2	EA	$1,000.00	$2,000.00
30	7-05	Water Quality Vault W/splitter	1	EA	$0.00	$0.00
31	7-05	Shoring or Extra Excavation	500	LF	$1.50	$750.00
32	7-05	Adjust Utility to Finished Grade	10	EA	$250.00	$2,500.00
33	7-08	Bank Run Gravel for Trench Backfill	140	CY	$35.00	$4,900.00
34	8-01	Erosion Control	1	LS	$5,000.00	$5,000.00
35	8-01	Water Pollution Prevention Plan	1	LS	$1,000.00	$1,000.00
36	8-01	Temporary Reinforced Silt Fence	800	LF	$5.00	$4,000.00
37	8-02	Property Restoration	1	LS	$5,000.00	$5,000.00
38	8-02	Topsoil type A	150	CY	$40.00	$6,000.00
39	8-02	Bark Mulch	100	CY	$18.00	$1,800.00

M:\Clients\Kenmore\2010\61st Ave NE-NE 181st St\Cost Estimates\09092010 61st estimates\61st Ave NE - Alt 2-signal @ NE 181-left turn lanes

VIIA.

Discussion of 61st Avenue NE and NE 181st Street Signal Improvement Project Scope of Work

40	8-02	Landscaping	1	LS	$7,500.00	$7,500.00
41	8-02	Plant Establishment	1	year	$0.00	$0.00
42	8-03	Irrigation System	1	LS	$0.00	$0.00
43	8-04	Cement Concrete Curb and Gutter	600	LF	$20.00	$12,000.00
44	8-06	Cement Concrete Driveway	75	SY	$58.00	$4,350.00
45	8-13	Monument Case and Cover	2	EA	$350.00	$700.00
46	8-14	Cement Concrete Sidewalk	150	SY	$42.00	$6,300.00
47	8-14	Mail Box Relocation	10	EA	$400.00	$4,000.00
48	8-14	Bollards	0	EA	$1,000.00	$0.00
49	8-14	Cement Conc. Sidewalk Ramps	4	EA	$1,500.00	$6,000.00
50	8-20	Illumination System	0	LS	$40,000.00	$0.00
51	8-20	Partial Signal System @ SR 522 & 61st Ave NE	0	LS	$65,000.00	$0.00
52	8-20	Signal System @ 61st Ave NE & NE 181st ST	1	LS	$225,000.00	$225,000.00
53	8-20	Traffic Signal Interconnect	1	LS	$20,000.00	$20,000.00
54	8-21	Permanent Signing	1	LS	$5,000.00	$5,000.00
55	8-22	Pavement Striping	1	LS	$5,000.00	$5,000.00
56	8-24	STRUCTURAL EARTH WALL	0	SF	$54.00	$0.00
57		Water	0	MGAL	$50.00	$0.00
58		Testing	1	LS	$5,000.00	$5,000.00
59		Utilities	1	LS	$5,000.00	$5,000.00
					Total Construction Contract Cost	**$626,900.00**
					Contingency (25%)	**$156,725.00**
					Right of Way	**$322,500.00**
					Design Engineering Estimate	**$81,497.00**
					Construction Engineering Estimate	**$75,228.00**
					Total Project Cost	***$1,262,850.00***

*** Estimate does not include any environmental mitigation.**

M:\Clients\Kenmore\2010\61st Ave NE-NE 181st St\Cost Estimates\09092010 61st estimates\61st Ave NE - Alt 2-signal @ NE 181-left turn lanes

VIIA.

Discussion of 61st Avenue NE and NE 181st Street Signal Improvement Project Scope of Work

61st Ave NE - Cost Estimate (Alternative 3-Signal @ 181st, Partial Signal @ SR 522)

Item	Section	Description	Quantity	Unit	Unit Cost	Cost
1	1-05	Surveying	1	LS	$34,000.00	$34,000.00
2	1-07	Spill Prevention Plan (SPCC)	1	LS	$2,000.00	$2,000.00
3	1-07	Potholing	1	LS	$5,000.00	$5,000.00
4	1-09	Mobilization	1	LS	$88,000.00	$88,000.00
5	1-10	Temporary Traffic Control	1	LS	$34,000.00	$34,000.00
6	1-10	Traffic Control Labor	2500	HR	$45.00	$112,500.00
7	1-10	Traffic Control Supervisor	220	HR	$50.00	$11,000.00
8	1-10	Construction Signs	1	LS	$10,000.00	$10,000.00
9	2-01	Clearing and Grubbing	1	LS	$20,000.00	$20,000.00
10	2-02	Removal of Drainage Structures	1	LS	$6,000.00	$6,000.00
11	2-02	Removal of Structures & Obstructions	1	LS	$20,000.00	$20,000.00
12	2-02	Removing Asphalt Concrete Pavement	800	SY	$8.00	$6,400.00
13	2-02	Removing Pavement Markings	1	LS	$1,000.00	$1,000.00
14	2-03	Roadway Excavation (Incl. Haul)	650	CY	$20.00	$13,000.00
15	2-03	Unsuitable Foundation Excavation (Incl. Haul)	100	CY	$30.00	$3,000.00
16	2-03	Gravel Borrow, Including Haul	1,000	TN	$18.00	$18,000.00
17	2-03	Embankment (Method C Compaction)	1,800	CY	$2.00	$3,600.00
18	2-10	Ditch Excavation Including Haul	140	CY	$30.00	$4,200.00
19	2-11	Trimming & Clean Up	1	LS	$5,000.00	$5,000.00
20	4-04	Crushed Surfacing Top Course	94	TN	$30.00	$2,820.00
21	4-04	Crushed Surfacing Base Course	425	TN	$28.00	$11,900.00
22	5-04	HMA Class 1/2" PG 64-22	1,200	TN	$85.00	$102,000.00
23	5-04	HMA for Overlay Class 1/2" PG 64-22	60	TN	$105.00	$6,300.00
24	7-04	Storm Sewer Pipe, 12 In. Diam	734	LF	$55.00	$40,370.00
25	7-04	Storm Sewer Pipe, 18 In. Diam	256	LF	$65.00	$16,640.00
26	7-05	Adjust Catch Basin to Finished Grade	3	EA	$400.00	$1,200.00
27	7-05	Catch Basin Type 1	8	EA	$1,250.00	$10,000.00
28	7-05	Catch Basin Type 2 - 48"	4	EA	$4,000.00	$16,000.00
29	7-05	Grate Inlet	2	EA	$1,000.00	$2,000.00
30	7-05	Water Quality Vault W/splitter	0	EA	$95,000.00	$0.00
31	7-05	Shoring or Extra Excavation	1,004	LF	$1.50	$1,506.00
32	7-05	Adjust Utility to Finished Grade	23	EA	$250.00	$5,750.00
33	7-08	Bank Run Gravel for Trench Backfill	280	CY	$35.00	$9,800.00
34	8-01	Erosion Control	1	LS	$10,000.00	$10,000.00
35	8-01	Water Pollution Prevention Plan	1	LS	$1,000.00	$1,000.00
36	8-01	Temporary Reinforced Silt Fence	1700	LF	$5.00	$8,500.00
37	8-02	Property Restoration	1	LS	$25,000.00	$25,000.00
38	8-02	Topsoil type A	500	CY	$40.00	$20,000.00
39	8-02	Bark Mulch	200	CY	$18.00	$3,600.00

M:\Clients\Kenmore\2010\61st Ave NE-NE 181st St\Cost Estimates\09092010 61st estimates\61st Ave NE - Alt 3-signal @ 181st-partial signal @ SR 522

VIIA.

Discussion of 61st Avenue NE and NE 181st Street Signal Improvement Project Scope of Work

40	8-02	Landscaping	1	LS	$20,000.00	$20,000.00
41	8-02	Plant Establishment	1	year	$5,000.00	$5,000.00
42	8-03	Irrigation System	1	LS	$15,000.00	$15,000.00
43	8-04	Cement Concrete Curb and Gutter	1,100	LF	$20.00	$22,000.00
44	8-06	Cement Concrete Driveway	160	SY	$58.00	$9,280.00
45	8-13	Monument Case and Cover	2	EA	$350.00	$700.00
46	8-14	Cement Concrete Sidewalk	775	SY	$42.00	$32,550.00
47	8-14	Mail Box Relocation	15	EA	$400.00	$6,000.00
48	8-14	Bollards	6	EA	$1,000.00	$6,000.00
49	8-14	Cement Conc. Sidewalk Ramps	9	EA	$1,500.00	$13,500.00
50	8-20	Illumination System	1	LS	$25,000.00	$25,000.00
51	8-20	Partial Signal System @ SR 522 & 61st Ave NE	1	LS	$65,000.00	$65,000.00
52	8-20	Signal System @ 61st Ave NE & NE 181st ST	1	LS	$225,000.00	$225,000.00
53	8-20	Traffic Signal Interconnect	1	LS	$15,000.00	$15,000.00
54	8-21	Permanent Signing	1	LS	$10,000.00	$10,000.00
55	8-22	Pavement Striping	1	LS	$10,000.00	$10,000.00
56	8-24	STRUCTURAL EARTH WALL	0	SF	$54.00	$0.00
57		Water	50	MGAL	$50.00	$2,500.00
58		Testing	1	LS	$20,000.00	$20,000.00
59		Utilities	1	LS	$50,000.00	$50,000.00
					Total Construction Contract Cost	**$1,243,616.00**
					Contingency (25%)	**$310,904.00**
					Right of Way	**$1,014,800.00**
					Design Engineering Estimate	**$161,670.08**
					Construction Engineering Estimate	**$149,233.92**
					Total Project Cost	***$2,880,224.00***

*** Estimate does not include any environmental mitigation.**

M:\Clients\Kenmore\2010\61st Ave NE-NE 181st St\Cost Estimates\09092010 61st estimates\61st Ave NE - Alt 3-signal @ 181st-partial signal @ SR 522

VIIA.

Discussion of 61st Avenue NE and NE 181st Street Signal Improvement Project Scope of Work

61st Ave NE - Cost Estimate- Alternative 4, Full roadway improvements including two signals
From NE 175th Street to 300' North of NE 181st Street

Item	Section	Description	Quantity	Unit	Unit Cost	Cost
1	1-05	Surveying	1	LS	$125,000.00	$125,000.00
2	1-07	Spill Prevention Plan (SPCC)	1	LS	$5,000.00	$5,000.00
3	1-07	Potholing	1	LS	$25,000.00	$25,000.00
4	1-09	Mobilization	1	LS	$250,000.00	$250,000.00
5	1-10	Temporary Traffic Control	1	LS	$100,000.00	$100,000.00
6	1-10	Traffic Control Labor	5800	HR	$45.00	$261,000.00
7	1-10	Traffic Control Supervisor	820	HR	$50.00	$41,000.00
8	1-10	Construction Signs	1	LS	$50,000.00	$50,000.00
9	2-01	Clearing and Grubbing	1	LS	$50,000.00	$50,000.00
10	2-02	Removal of Drainage Structures	1	LS	$25,000.00	$25,000.00
11	2-02	Removal of Structures & Obstructions	1	LS	$50,000.00	$50,000.00
12	2-02	Removing Asphalt Concrete Pavement	2200	SY	$10.00	$22,000.00
13	2-02	Removing Pavement Markings	1	LS	$7,500.00	$7,500.00
14	2-03	Roadway Excavation (Incl. Haul)	1,200	CY	$20.00	$24,000.00
15	2-03	Unsuitable Foundation Excavation (Incl. Haul)	400	CY	$30.00	$12,000.00
16	2-03	Gravel Borrow, Including Haul	5,500	TN	$18.00	$99,000.00
17	2-03	Embankment (Method C Compaction)	3,920	CY	$3.00	$11,760.00
18	2-10	Ditch Excavation Including Haul	175	CY	$30.00	$5,250.00
19	2-11	Trimming & Clean Up	1	LS	$10,000.00	$10,000.00
20	4-04	Crushed Surfacing Top Course	350	TN	$30.00	$10,500.00
21	4-04	Crushed Surfacing Base Course	950	TN	$30.00	$28,500.00
22	5-04	HMA Class 1/2" PG 64-22	1,650	TN	$105.00	$173,250.00
23	5-04	HMA for Overlay Class 1/2" PG 64-22	125	TN	$105.00	$13,125.00
24	7-04	Storm Sewer Pipe, 12 In. Diam	734	LF	$34.00	$24,956.00
25	7-04	Storm Sewer Pipe, 18 In. Diam	256	LF	$38.00	$9,728.00
26	7-05	Adjust Catch Basin to Finished Grade	3	EA	$400.00	$1,200.00
27	7-05	Catch Basin Type 1	15	EA	$1,000.00	$15,000.00
28	7-05	Catch Basin Type 2 - 48"	9	EA	$4,000.00	$36,000.00
29	7-05	Grate Inlet	3	EA	$4,000.00	$12,000.00
30	7-05	Water Quality Vault W/splitter	1	EA	$115,000.00	$115,000.00
31	7-05	Shoring or Extra Excavation	1,191	LF	$1.50	$1,786
32	7-05	Adjust Utility to Finished Grade	23	EA	$350.00	$8,050.00
33	7-08	Bank Run Gravel for Trench Backfill	280	CY	$35.00	$9,800.00
34	8-01	Erosion Control	1	LS	$10,000.00	$10,000.00
35	8-01	Water Pollution Prevention Plan	1	LS	$2,500.00	$2,500.00
36	8-01	Temporary Reinforced Silt Fence	1690	LF	$8.00	$13,520.00
37	8-02	Property Restoration	1	LS	$50,000.00	$50,000.00
38	8-02	Topsoil type A	500	CY	$40.00	$20,000.00
39	8-02	Bark Mulch	200	CY	$18.00	$3,600.00

M:\Clients\Kenmore\2010\61st Ave NE-NE 181st St\Cost Estimates\61st Ave NE - Alt 4-2 full signals @ ne 181st ST & SR 522-full road improvements

VIIA.

Discussion of 61st Avenue NE and NE 181st Street Signal Improvement Project Scope of Work

40	8-02	Landscaping	1	LS	$75,000.00	$75,000.00
41	8-02	Plant Establishment	1	year	$25,000.00	$25,000.00
42	8-03	Irrigation System	1	LS	$50,000.00	$50,000.00
43	8-04	Cement Concrete Curb and Gutter	1,300	LF	$18.00	$23,400.00
44	8-06	Cement Concrete Driveway	180	SY	$65.00	$11,700.00
45	8-13	Monument Case and Cover	4	EA	$350.00	$1,400.00
46	8-14	Cement Concrete Sidewalk	1,275	SY	$55.00	$70,125.00
47	8-14	Mail Box Relocation	20	EA	$400.00	$8,000.00
48	8-14	Bollards	6	EA	$1,000.00	$6,000.00
49	8-14	Cement Conc. Sidewalk Ramps	12	EA	$1,500.00	$18,000.00
50	8-20	Illumination System	1	LS	$75,000.00	$75,000.00
51	8-20	Signal System @ SR 522 & 61st Ave NE	1	LS	$300,000.00	$300,000.00
52	8-20	Signal System @ 61st Ave NE & NE 181st ST	1	LS	$300,000.00	$300,000.00
53	8-20	Traffic Signal Interconnect	1	LS	$75,000.00	$75,000.00
54	8-21	Permanent Signing	1	LS	$25,000.00	$25,000.00
55	8-22	Pavement Striping	1	LS	$15,000.00	$15,000.00
56	8-24	STRUCTURAL EARTH WALL	1,450	SF	$59.00	$85,550.00
57		Water	230	MGAL	$50.00	$11,500.00
58		Testing	1	LS	$100,000.00	$100,000.00
59		Utilities	1	LS	$120,000.00	$120,000.00
					Total Construction Contract Cost	**$3,127,700**
					Right of Way	**$1,188,200**
					Design Engineering Estimate	**$322,000**
					Construction Engineering Estimate	**$460,000**
					Total Project Cost	***$5,097,900***

M:\Clients\Kenmore\2010\61st Ave NE-NE 181st St\Cost Estimates\61st Ave NE - Alt 4-2 full signals @ ne 181st ST & SR 522-full road improvements

VIIA.

Discussion of 61st Avenue NE and NE 181st Street Signal Improvement Project Scope of Work

CITY OF KENMORE, WASHINGTON

AGENDA BILL SUMMARY

AGENDA TITLE			MEETING DATE
SR 522 Phase I Stage 2 Right-of-Way Acquisition			July 26, 2010
DEPARTMENT	**DIRECTOR**	**CONTACT PERSON**	**PHONE**
Engineering	Ron Loewen	Ron Loewen	425 398 8900

COST OF PROPOSAL: Entire Project: $2,714,300 or 61st Avenue Project: $1,188,200	**ACCOUNT NUMBER:**
AMOUNT BUDGETED: $0	**NAME AND FUND #:** **Arterial Street Fund No. 09**

ATTACHMENT(S) TO AGENDA PACKET ITEM:
SR522 Phase I, Stage 2 Right-of-Way Acquisition Illustration
61st Ave NE Project Right-of-Way Figure
October 5, 2009 Agenda Bill

SUMMARY STATEMENT:

The City needs to pursue right of way acquisition to make all or a portion of the SR 522 Phase I Stage 2 project "shovel ready". Authorization from the City Council is requested so that the appropriate right of way acquisition documents can be prepared.

BACKGROUND
The proposed SR 522 Phase I Stage 2 Corridor Improvement Project, (the last segment) from 57th Avenue NE to 65th Avenue NE will provide two vehicular lanes and one Business Access/Transit (BAT) lane in each direction. Improvements include sidewalks, medians, roadway widening, undergrounding of aerial utilities, retaining walls, landscaping and traffic signal modifications. These improvements will require the acquisition of right of way.

On April 13 2009, the City Council authorized $1,344,650 for preparation of plans, specifications and estimates. This effort was in anticipation of receiving Federal stimulus funds. Unfortunately the project did not rank high enough to receive Federal funding, primarily because right of way acquisition has not been completed. The closer a project was to being "shovel ready" the higher the ranking. All of the projects funded in the most recent evaluation had completed right of way acquisition.

The City has attempted to receive a direct Federal appropriation for the project, or a portion of it, and may be successful this winter when the new Federal Highway Act is adopted. Senator Murray has suggested an appropriation of $2.9 million and Representative Inslee has suggested an appropriation of $500,000.

The City was also successful in obtaining some recognition from the State Legislature this past session when they acknowledged the need for improvements to SR 522 within the City of Kenmore.

If future Federal funding is made available it is likely the project will need to start construction in 2011.

VIIA.

Discussion of 61st Avenue NE and NE 181st Street Signal Improvement Project Scope of Work

DISCUSSION

There are two potential right of way acquisition scenarios the City Council could authorize.

Entire Project: This scenario would acquire right of way for the entire corridor length as shown in the attached Right of Way Acquisition Illustration. This proposal would also include acquisition of right of way along 61st Avenue NE to allow for a traffic signal at NE 181st Street and northbound left turn lane at the same location. This additional right of way acquisition would increase the right of way budget by $262,300 from $2,452,000 to $2,714,300. There are no Federal or State Funds available to fund this acquisition and the City would need to use REET or General Fund resources to purchase these properties.

Right of way plans would need to be modified to include the additional right of way acquisition along 61st Avenue NE. Temporary construction easements would be required on 34 parcels, utility easements on 10 parcels, and right of way acquisition on 17 parcels. Appraisal updates would be required for parcels that have appraisal reports and 2 additional appraisal reports would be required. The cost of agents who will present offers and close acquisition transactions are included in the previously authorized contracts. The expenses for the new and updated appraisal reports are included in the cost estimate.

61st Avenue NE Project: This scenario would acquire only the right of way necessary for the construction of improvements along 61st Avenue NE from NE 175th Street northward through the intersection of NE 181st Street. This proposal would also include acquisition of right of way along 61st Avenue NE to allow for a traffic signal at NE 181st Street and northbound left turn lane at the same location. The right of way acquisition budget for this smaller project would be $1,188,200. There are no Federal or State Funds available to fund this acquisition and the City would need to use REET or General Fund resources to purchase these properties.

The right of way plans would need to be modified to include the additional right of way acquisition along 61st Avenue NE. Temporary construction easements would be required on 8 parcels, utility easements on 1 parcel, and right of way acquisition on 8 parcels. Appraisal updates would be required for parcels that have appraisal reports and 2 additional appraisal reports would be required. The cost of agents who will present offers and close acquisition transactions are included in the previously authorized contracts. The expenses for the new and updated appraisal reports are included in the cost estimate.

RECOMMENDATION

The most likely funding scenario is that the City will receive some partial funding for the SR 522 Project. To increase the chances of receiving those funds and to insure the project is shovel ready, the City Council is requested to authorize the expenditure of General Fund revenues to purchase the right of way for the 61st Avenue NE project.

If the Council authorizes City staff to continue the right of way acquisition process, a right of way acquisition ordinance would be prepared which would include legal descriptions for each parcel acquisition and budget documents appropriating funds to compensate property owners.

CONSISTENT WITH OR COMPARISON TO PAST COUNCIL POLICIES, ORDINANCES, DIRECTION:

Council set a priority for SR 522 in 2008 and reaffirmed in 2009 with council action on December 1, 2008- Agenda title: consider Projects for Federal Stimulus Package and Potential Action for Authorization to Design and Right of Way Acquisition for SR 522 Phase I Stage 2.

VIIA.

Discussion of 61st Avenue NE and NE 181st Street Signal Improvement Project Scope of Work

RECOMMENDED CITY COUNCIL ACTION/SUGGESTED MOTION:		
Authorize City staff to proceed with preparation of right of way acquisition documents for the 61st Avenue NE portion of the SR 522 Project.		
REVIEWED BY FINANCE DIRECTOR:	**REVIEWED BY CITY ATTORNEY:**	**APPROVED BY CITY MANAGER:**
TODAY'S DATE: July 13, 2010	**REVISION DATE(S):**	**FILE NAME & PATH (HYPERLINK):** S:\0050.50 SR 522 Phase 1, Stage 2\Council Items\AgendaBill-100509-Right-of-Way\ROW_Agenda_Bill_071310.doc

VIIA.

Discussion of 61st Avenue NE and NE 181st Street Signal Improvement Project Scope of Work

CITY OF KENMORE, WASHINGTON

AGENDA BILL SUMMARY

AGENDA TITLE			MEETING DATE
SR 522 Phase I Stage 2 Discussion of Segmenting Project for Funding Purposes			February 8, 2010
DEPARTMENT	**DIRECTOR**	**CONTACT PERSON**	**PHONE**
Engineering	Ron Loewen	Ron Loewen	425 398 8900

COST OF PROPOSAL: N/A	**ACCOUNT NUMBER:** **09 11 7088 SR 522 Phase I Stage 2** **Council Authorized To Date: $1,344,650**
AMOUNT BUDGETED: **Design $ 1,168,100** **Right of Way $ 2,657,576** **Construction: Federally Eligible $ 19,307,924** **Non Federal $ 2,900,306** **Total Project $ 26,033,906**	**NAME AND FUND #:** **Arterial Street Fund No. 09**

ATTACHMENT(S) TO AGENDA PACKET ITEM:

Project Segment Descriptions and Cost Estimates
Project Alternatives
Project Segments Based on Possible Funding Limitations

SUMMARY STATEMENT:

State and Federal representatives have asked the City to submit several smaller project segments of the SR 522 Phase I, Stage 2 project. Several scenarios were developed last year that would split the project in to various segments. These segments along with a description of each are included in attached documents titled SR 522 Phase I, Stage 2 Project Segment Descriptions and Cost Estimates. In addition, two related scopes of work and project budgets were prepared for the installation of a traffic signal at the 61st Avenue NE and NE 181st Street intersection and widening 61st Avenue NE to provide a northbound left turn pocket at NE 181st Street. These two related projects are described in the attachment titled Project Alternatives.

The City was encouraged to submit projects with a combined funding request of approximately $3,000,000. Based on this City Staff prepared the attached document titled Project Segments Based on Possible Funding Limitations. This table splits the overall project into 4 priority projects for which funding request forms will be completed.

1. This priority project is acquisition of right of way. This is the highest priority project as it is the next required project task. However it is unlikely to attract Federal participation as it does not construct a project or result in jobs.

2. This priority project is the Burke-Gilman trail wall. This wall supports the widening of SR 522 for the second eastbound to northbound left turn lane at 61st Avenue NE. It is essential for the efficient construction of several of the other project elements.

3. This third priority project is constructing the 61st Avenue NE approaches to SR 522. These improvements would provide additional capacity for vehicles approaching the intersection. The amount, $3,731,000, is the Federal and State eligible portion. Additional City funds would be required for undergrounding of utilities and public art.

VIIA.

Discussion of 61st Avenue NE and NE 181st Street Signal Improvement Project Scope of Work

4. This priority project is constructing only the northern approach to the 61st Avenue intersection including the northbound left turn pocket at NE 181st Street and the traffic signal. The northbound left turn pocket and traffic signal have been a City Council desire but not included in the project to date because of the limited budget. This fourth priority project would provide the opportunity to complete this improvement to the benefit of Kenmore citizens.

CONSISTENT WITH OR COMPARISON TO PAST COUNCIL POLICIES, ORDINANCES, DIRECTION:

Council set a priority for SR 522 in 2008 and reaffirmed in 2009 with council action on December 1, 2008- Agenda title: consider Projects for Federal Stimulus Package and Potential Action for Authorization to Design and Right of Way Acquisition for SR 522 Phase I Stage 2.

RECOMMENDED CITY COUNCIL ACTION/SUGGESTED MOTION:
Approval of project segments and submittal for Federal and State funding.

REVIEWED BY FINANCE DIRECTOR:	REVIEWED BY CITY ATTORNEY:	APPROVED BY CITY MANAGER:

TODAY'S DATE:	REVISION DATE(S):	FILE NAME & PATH (HYPERLINK):
1/26/2010		S:\0050.50 SR 522 Phase 1, Stage 2\Council Items\AgendaBill-020810_Funding Priorities\FundPrior_012510.doc

VIIA.

Discussion of 61st Avenue NE and NE 181st Street Signal Improvement Project Scope of Work

CITY OF KENMORE, WASHINGTON

AGENDA BILL SUMMARY

AGENDA TITLE			MEETING DATE
Review and Discussion of the Adopted 2011-2016 Capital Improvement Program with Emphasis on the Transportation Element			June 27, 2011
DEPARTMENT	**DIRECTOR**	**CONTACT PERSON**	**PHONE**
Engineering & Finance	Ron Loewen Joanne Gregory	Fred Stouder City Manager	

COST OF PROPOSAL: Previous Development Costs: Staff Time 256 hours Contracted $1,000 Additional Development Costs: Staff Time 15 hours 2011-2016 Program Costs: $26,191,773	**ACCOUNT NUMBER:** Various
AMOUNT BUDGETED 2011-2012: $7,565,998	**NAME AND FUND #:** Various

ATTACHMENT(S) TO AGENDA PACKET ITEM:

- Memo from City Engineer and Finance Director to the City Manager
- Adopted 2011-2016 Transportation portion of the Capital Improvement Program
- April 11, 2011 CIP Adoption Agenda Bill

SUMMARY STATEMENT:

During the adoption of the 2011-16 Capital Improvement Program (CIP) several issues were discussed that may need clarification, particularly the transportation element, in order to be sure of City Council's understanding of the next steps in implementing the Capital Improvement Program decisions in the immediate future.

Capital improvement programs serve at least two basic objectives: first, it is the document that implements the City's vision and comprehensive plan; second, it guides budgetary and financial decisions and allocations. A third objective or purpose, it places on the official document, for State and Federal financing eligibility, the potential of grant and loan awards. Any state or federal funding always requires any project to be consistent with a jurisdiction's plans, needs, and priorities. While the CIP is not necessarily a final budget document, it is also not just a "wish list" or a statement of good intentions, although in many communities historically the CIP has never been more than just a "wish list" more or less consistent with a Comprehensive Plan that can't be fully implemented because of lack of funding.

City Management's objective is to be sure the City Council understands, and management is clear, of what dollars are here today and tomorrow, at least in the two year adopted budget period, and what dollars for Transportation Projects are depending on revenue forecasts this year and next, and what projects are in later years even more dependent on revenues coming in, or federal or state funds. Of course, future City Council's can make decisions at that time and such sources as bond issues, local improvement districts, and other financing tools can be considered. A two year CIP consistent with a two year budget document approval, should reflect cash in hand. The attached memo describes which projects are on hold, which have appropriations included in the 2011 - 2012 Budget, and which projects require significant grant or other monies to be completed. Some projects would require budget amendments and transfers, but the dollars are or will be in place.

As the City Council knows, the City has increased the cash reserves, and the City Council of course can use the cash reserves to fund or accelerate the implementation of a transportation project. The City can also "loan" money from one fund to another, then allocate General Fund or other revenues

back to the fund that is the source of the loan. City management is focused on a conservative approach to build and maintain the unrestricted cash reserve during the continuing economic uncertainties. The Council has also indicated interest in setting criteria for the use of the new cash reserves which are estimated to be as noted in the adopted budget in the amount of $4,941,884.

The management recommendation is to proceed only with projects that are FULLY FUNDED as identified in the attached memorandum.

The attached memo from the City Engineer and Finance Director describes which projects are currently on hold, which have appropriations included in the 2011-12 City Budget and which projects require significant grant money to be completed.

CONSISTENT WITH OR COMPARISON TO PAST COUNCIL POLICIES, ORDINANCES, DIRECTION:
City of Kenmore 2011 City Council Goals:

- To seek funds and move forward on the 522 project.
- To implement the Economic Development Plan
- To implement a parks improvement and financing plan
- To establish a 20 to 30 year sidewalk plan
- To address Swamp Creek flooding and restoration (inter-jurisdictional relationships, purchasing property, diagnosis and treatment)
- To address watershed issues affecting the City
- To establish a six year financial plan

RECOMMENDED CITY COUNCIL ACTION/SUGGESTED MOTION:

Review and Discussion of the Adopted 2011-2016 Capital Improvement Program with Emphasis on the Transportation Element

REVIEWED BY FINANCE DIRECTOR:	REVIEWED BY CITY ATTORNEY:	APPROVED BY CITY MANAGER:
TODAY'S DATE: June 16, 2011	REVISION DATE(S):	FILE NAME & PATH (HYPERLINK): S:\TIP\February 2011 CIP\City Council\June 2011\110523_Agenda Bill.doc

The City of Kenmore

18120 68TH AVENUE NE, KENMORE, WA 98028

MEMORANDUM

To: **Fred Stouder**

From: **Joanne Gregory and Ron Loewen**

Date: **June 7, 2011**

Subject: **Capital Improvement Program – Transportation Programs**

As requested the following provides a more detailed description of the activities to be performed on Transportation projects included in the recently approved Capital Improvement Program (CIP). Additionally, as requested, we have recommended a means of funding each of the 2011-12 budgeted projects, where required, with other cash resources rather than relying on future REET collections or Traffic Impact Fees as was contemplated in the adopted 2011-16 CIP. The projects are listed in priority order.

The CIP should be considered a programming document with the City of Kenmore adopted Budget being the document that actually appropriates funds for project activities. Since the projects in the last four years of the CIP will not be funded until subsequent budget years we have concentrated on those projects funded in the current budget. Table A of the attachments is a summary of anticipated project expenditures over 2011 and 2012 showing current cost estimates and transportation program revenues. This sheet shows that anticipated expenditures for the two year period have been reduced by $2,049,900 through project deferrals and updated cost estimates. All 2011-12 budgeted projects are funded with available cash.

The following attached documents are the documents prepared for the CIP discussion and adoption on April 11, 2011 with some revisions. Table B of the attachments is a revised summary of the Transportation Capital Improvement Program with anticipated project expenditures, transportation program revenue and anticipated additional maintenance expenditures with completion of the projects. The subsequent pages are the individual project description sheets.

1. <u>T 1 SR 522 Phase I Stages 1 & 3 (65th Avenue NE to 73rd Avenue NE and the Burke-Gilman Trail underpass at 73rd Avenue)</u> **FULLY FUNDED** – The CIP planned expenses are $578,798 for 2011. The CIP anticipated revenue sources included $157,468 of REET funds, $267,532 of Traffic Impact Fees and $153,798 from various utilities as reimbursement for work performed for them on the project which totals $578,798.

   The 2011-12 Budget appropriated $578,798. This project is fully funded.

The remaining construction activities on this project include: completing the punch list, restoration of landscaping that was lost this past winter, modifications to wheel chair ramps, reimbursement of Puget Sound Energy (PSE) for undergrounding of aerial lines, and restoration of sidewalks where utility poles have been removed. Once this is done we need to complete the administrative close out process and invoice utilities and other jurisdictions that participated in the project. The project close out should be completed by November 2011. The project manager is Ron Loewen and construction observation services are being provided by HDR Inc, a consultant. See Pages 2 and 3 for project details.

2. **T 3** SR 522 Phase II (73rd Avenue NE to 83rd Avenue NE) – **FULLY FUNDED WITH COUNCIL APPROVED BUDGET AMMENDMENT-** The CIP programmed expenses are $854,000 for 2011 however recent contractor claim settlement discussions have increased the anticipated expenditure to $1,054,000. The CIP anticipated revenue sources included $414,000 of REET funds, $400,000 of Traffic Impact Fees and $40,000 from various utilities as reimbursement for work performed for them on the project which totaled $854,000. An additional $200,000 would be required to meet anticipated expenditures as a resulted of the settlement. In addition, the 2009-10 Budget provided for reimbursing PSE for their costs however this payment was not made until 2011. This will require a budget amendment in the amount of $472,775 by the City Council from REET funds carried over from 2010. This amendment of $472,775, plus the additional $200,000 above, increases the total project cost to $1,526,775. The 2011-12 Budget appropriated $854,000.

   The recommended funding has been revised as follow: $472,775 of REET funds, $775,000 of Traffic Impact Fees, $40,000 from various utilities as noted above, and $239,000 from the General Fund cash reserves.
   The project would be fully funded if the City Council approves a budget amendment to this effect.

   The remaining construction activities on this project include completing the punch list, resolution of disputes with the contractor and one adjustment to the Burke-Gilman Trail. Once this is done we need to complete the administrative close out process and invoice utilities and other jurisdictions that participated in the project. The project close out process, assuming resolution of contractor disputes in June, should be completed in November 2011. The project manager is Ron Loewen and construction observation services are being provided by HDR Inc, a consultant. See Pages 6 and 7 for project details.

3. **T 33** NE 181st Street Frontage (Between the King County Library and 67th Avenue NE) **FULLY FUNDED** - The CIP programmed expenses are $307,000 for 2011, however the project is nearly complete and actual expenses are anticipated to be $250,000. The CIP anticipated using $307,000 of REET funds for this project.

   The 2011- 12 Budget appropriated $307,000 for this project. This project is fully funded.

This project would construct curb, gutter and sidewalk along the south side of NE 181st Street between the King County Library and 67th Avenue NE and underground the overhead aerial utilities in the same location and along 67th Avenue NE from NE 181st Street to SR 522. The project manager is Kent Vaughan and the City is providing construction observation. See Pages 24 and 25 for project details.

4. T 32 61st Place Landslide – **FULLY FUNDED WITH A CITY COUNCIL APPROVED USE OF OTHER CASH RESOURCES AND BUDGET AMENDMENT** - The CIP programmed expenses are $665,500 for 2011 however a more current estimate anticipates total expenses will be $500,000. The recently adopted CIP anticipated REET funds would be used to fund this project however we recommend that General Fund Cash Reserve be used to the fund the project.

   The 2011-12 Budget did not appropriate funds for this project. A budget amendment will be required. This project will be fully funded with a City Council approval of a budget amendment to use General Fund Cash Reserve.

   This project was not anticipated when the draft CIP was prepared last summer or the 2011 –12 Budget as it was adopted in December 2010. Thus the CIP and the 2011-12 Budget did not provide a project or design engineer or program funds. The City Council has subsequently declared it an emergency. Design is 100% complete and bids have been received. Construction would take place in June of 2011. The project manager is Kent Vaughan with design services being provided by a HDR Inc., consultant. See Pages 22 and 23 for project details.

5. T 7 61st Ave NE & & NE 181st Traffic Signal – **FULLY FUNDED WITH A CITY COUNCIL APPROVED USE OF OTHER CASH RESOURCES AND BUDGET AMMENDMENT** - The CIP programmed expenses are $3,338,300 for 2011 and 2012, a more recent cost estimate projects expenditures of $2,771,900. The CIP anticipated revenue sources included $1,348,550 of REET funds, $1,389,750 of Traffic Impact Fees and $600,000 of a State or Federal grant which totals $3,338,300. The City recently learned that the Federal grant amount will be $650,000.

   The 2011- 12 Budget appropriated $2,048,550. To provide the total estimated project costs this will require a budget amendment in the amount of $723,350 by the City Council. We recommend that the anticipated Sidewalk Program project for 2011-12 be deferred and the REET programmed funds be used for this project. Assuming the City Council approves the budget amendment and delay to the sidewalk project this project would be fully funded with $1,675,645 of REET, $446,255 of Traffic Impact Fees and $650,000 from the grant.

   This project is currently being designed and right of way is being acquired. The project will be advertised for bids in January 2012, under construction by April 2012 and will be completed by the end of 2012. The project costs have increased, from the draft CIP of last summer from $1,200,000 to $2,771,900 a $2,138,300 increase. The increases have been for additional right of way acquisitions along SR 522 that would provide for

future improvements and make projects T 6 and T 8 "shovel ready". The acquisition of additional right of way, $795,700, was approved by the City Council in September. The right of way cost estimate was also increased to provide a more conservative contingency value based on preliminary discussions with property owners. $324,327 and the construction costs were increased to include a retaining wall and a more conservative contingency value, $955,323. Recent cost evaluations suggest the construction estimate is very conservative and actual costs could be significantly less, approximately $500,000. However if the project includes undergrounding of aerial utility lines the amount would likely be only a $200,000 reduction. The City Council will be presented with options at the meeting in June to discuss budget reduction options. The project manager is Phil Thordarson and will become Kent Vaughan when Phil leaves. The design services are being provided by H W Lochner, a consultant. See Pages 10 and 11 for project details.

6. **T 2** SR 522 Phase I Stage 2 (60th Avenue NE to 65th Avenue NE) – **FULLY FUNDED WITH A CITY COUNCIL APPROVED USE OF OTHER CASH RESOURCES** - The CIP programmed expenses are $261,000 for 2011, however the 2011 funding need is only anticipated to be $100,000. The CIP programmed $261,000 of REET funds for this project.

   The 2011-12 Budget appropriated $261,000. Funding of this project would require the use of other available cash of $100,000. We recommend that the proposed Sidewalk Program project for 2011-12 be deferred and the programmed funds be used for this project. Assuming the City Council approves the deferral of the Sidewalk Program project this project would be fully funded.

   The project has reached 95% design completion. The remaining design tasks include right of way negotiations and plan revisions. The project has been placed on hold except for some specific tasks until right of way acquisition funds and/or construction funds have been identified. The specific tasks include plan revisions requested by King County Parks in conjunction with obtaining a permit to use the Burke-Gilman Trail during construction and right of way negotiation for 3 parcels: King County Parks, Jack and the Box and Uplake Town Center. The property compensation costs for these three parcels have been budgeted as part of Project T 7 61st Avenue NE and NE 181st Street Traffic Signal. The project manager has been Phil Thordarson however when Phil leaves no project manager will be assigned as the project has been placed on hold. The design services are being provided by H W Lochner, a consultant. See Pages 4 and 5 for project details.

7. **T 12** NE 145th Street Signal – **FULLY FUNDED** - The CIP programmed expenses are $365,000 for 2011 and 2012. The CIP anticipated revenue sources included $29,000 of REET funds and the remainder will be funds provided by Bastyr University. $159,500 has been received thus far.

   The 2011-12 Budget appropriated $315,000 for this project with $50,000 having been spent in 2010. This project is fully funded.

This project is at 60% design with advertising for bids scheduled for September 2011. Construction will be completed by April of 2012. The project manager is Kent Vaughan. The design services are being provided by H W Lochner, a consultant. See Pages 16 and 17 for project details.

8. T 26 Wayfinding Signage and Banners – **FULLY FUNDED WITH COUNCIL APPROVED BUDGET AMMENDMENT** - The CIP programmed expenses are $199,000 for 2011 through 2016. The CIP anticipated $199,000 of General Fund Cash Reserve would be used as the revenue source.

   The 2009-2010 Budget appropriated $73,000 for design of which $58,343 was not spent. The 2011-12 Budget did not carryover these funds nor did it appropriate funds for activities in 2011 and 2012. This will require a budget amendment of $104,000 by the City Council using General Fund cash reserve. Assuming the City Council approves the budget amendment the project would be fully funded.

   Design has been completed on this project and bid specifications are being prepared. The CIP anticipates installation of some signs and banners in 2011 with annual expenditures of $20,000 over the next 6 years for additional signs and banners. The project manager is Nancy Ousley and design services are being provided by a consultant in combination with the City. See Pages 18 and 19 for project details.

9. T 27 Sidewalk Program – **FULLY FUNDED WITH FUTURE REET COLLECTIONS** - The CIP planned expenses are $1,140,000 for two projects one in 2012 and the other in 2016. The CIP anticipated REET funds set aside in previous years for a sidewalk program would be used along with future REET collections for this project. We are recommending that most of the programmed 2011-12 project be deferred and the remaining existing accumulated REET funds be used to fund other 2011-12 projects.

   The 2011-12 Budget appropriated $650,000 for this project. Only $100,000 of the appropriation would be used to repair a sidewalk on 61st Avenue NE and a stairway on NE 190th Street. REET funds may be available under current revenue projections when the next project is scheduled in 2015. The decision to appropriate funds would be considered as part of the 2015-16 Budget.

   This program would construct sidewalks in prioritized locations throughout the City. The City Council will be presented with a priority array in late June to discuss project selection. The program will also include repair of sidewalks or stairways in several locations throughout. Kent Vaughan is the project manager and design services will be provided by the City. See Pages 20 and 21 for project details.

10. T 8 SR 522 57th to 61st with BGT Wall – **FULLY FUNDED WITH FUTURE REET COLLECIONS, TRAFFIC IMPACT FEES AND GRANTS** -The CIP programmed expenses are $12,479,800 for 2013, 2014, and 2015. The CIP anticipated revenue sources included $675,970 of REET funds, $523,698 in Traffic Impact Fees and the remainder in grant funds.

This project has not been included in the 2011-12 Budget and there has been no appropriation of funds. The REET and Traffic Impact Fees may be available under current revenue projections when the project is scheduled to begin again 2013. The decision to appropriate the funds would be considered as part of the 2013-14 Budget.

This project is currently at 95% design completion and on hold until additional funding is secured. The CIP anticipated completing design and initiating right of way activities in 2013 with construction in 2015. The project manager has been Phil Thordarson however when Phil leaves no project manager will be assigned as the project has been placed on hold, the design services are being provided by H W Lochner, a consultant. See Pages 12 and 13 for project details.

11. **T 6** SR 522 61st Ave NE (175th to NE 181st) – **FULLY FUNDED WITH FUTURE REET COLLECIONS, TRAFFIC IMPACT FEES AND GRANTS** -The CIP programmed expenses are $2,666,300 for 2015 and 2016. The CIP anticipated revenue sources included $510,250 of Traffic Impact Fees and the remainder in grant funds.

    This project has not been included in the 2011-12 Budget and there has been no appropriation of funds. The local funds may be available under current revenue projections when the project is scheduled to begin again 2015. The decision to appropriate the funds would be considered as part of the 2015-16 Budget.

    The project reached 95% design under project T 2. The project has been put on hold until additional right of way and construction funds have been secured. As the project is on hold there is no assigned project manager. The project manager has been Phil Thordarson however when Phil leaves no project manager will be assigned as the project has been placed on hold. The design services are being provided by a consultant. See Pages 8 and 9 for project details.

12. **T 10** SR 522 from 61st to 63rd Avenue NE – **FULLY FUNDED WITH FUTURE REET COLLECIONS, TRAFFIC IMPACT FEES AND GRANTS** -The CIP programmed expenses are $3,808,200 in 2014, 2015, and 2016. The CIP anticipated revenue sources included $579,700 of REET funds and the remainder in grant funds.

    This project has not been included in the 2011-12 Budget and there has been no appropriation of funds. The local funds may be available under current revenue projections when the project is scheduled to begin again in 2014. The decision to appropriate the funds would be considered as part of the 2013-14 Budget.

    This project is currently at 95% design completion and on hold until additional funding is secured. The CIP anticipated completing design and initiating right of way activities in 2013 with construction in 2015. The project manager has been Phil Thordarson however when Phil leaves no project manager will be assigned as the project has been placed on hold, the design services are being provided by H W Lochner, a consultant. See Pages 14 and 15 for project details.

VIIB. Review and Discussion of the Adopted 2011-2016 Capital Improvement Program - Ron Loewen, City Engineer

TABLE A

City of Kenmore, Washington — 2011-12 Transportation Capital Improvement Program Funding — 6/9/2011

CIP Project Number	Project Title	2011-12 Funding Requirements		Available CIP Cash for Transportation			Other Cash Resources				2011-12 Funding Total	2013-16 Funding Requirements
		Adopted CIP	Revised CIP	REET	Impact Fees	Other[1]	Sidewalk Program[5]	General Fund Cash Reserve[2]	Swam Creek Basin Fund[3]	Parks Impact Fee Fund		
T 1	SR 522 Stage 1 & 3	$ 578,798	$ 578,798	$ 157,468	$ 267,532	$ 153,798					$ 578,798	
T 2	SR 522 Stage 2 - Design	$ 261,000	$ 100,000				$ 100,000				$ 100,000	$ 161,000
T 3	SR 522 Phase II	$ 854,000	$ 1,527,000	$ 473,000	$ 775,000	$ 40,000		$ 239,000			$ 1,527,000	
T 6	SR 522 - 61st Avenue NE (NE 175th to NE 181st)										$ -	$ 2,666,300
T 7	61st Ave & 181st - Signal & NB left turn lane	$ 3,338,300	$ 2,771,900	$ 725,645	$ 446,255	$ 650,000	$ 950,000				$ 2,771,900	
T 8	SR 522 - 57th to 61st (with BGT Wall)										$ -	$ 12,479,800
T 10	SR 522 - 61st to 63rd										$ -	$ 3,808,200
T 12	NE 145th Street Signal[4]	$ 315,000	$ 315,000	$ 29,000		$ 270,500					$ 299,500	
T 26	Wayfinding/Banners	$ 104,000	$ 104,000					$ 104,000			$ 104,000	$ 80,000
T 27	Sidewalk Program	$ 1,400,000	$ 100,000	$ 100,000							$ 100,000	$ 750,000
T 32	61st Place NE Landslide	$ 665,500	$ 500,000					$ 500,000			$ 500,000	
T 33	NE 181st Street Frontage Improvements	$ 307,000	$ 250,000	$ 250,000							$ 250,000	
	Total	$ 7,823,598	$ 6,246,698	$ 1,735,113	$ 1,488,787	$ 1,114,298	$ 1,050,000	$ 843,000			$ 6,231,198	$ 19,945,300
	2010 Ending Balance						$ 837,544	$ 3,064,894	$ 1,762,641	$ 1,343,618		
	Estimated Balance						$ (212,456)	$ 2,221,894	$ 1,762,641	$ 1,343,618		

[1] Revenue from reimbursable expenses, Federal Grant, private contributions
[2] 2011 Beginning General Fund Cash less Policy Reserve
[3] King County Memorandum of Agreement
[4] Other revenue includes Bastyr payments of $18,500 per year that will continue through 2020, an additional $65,500. This will provide full funding for the project.
[5] REET funds that have been designated or set aside annually in the amount of $124,000 for a sidewalk program.

CITY OF KENMORE, WASHINGTON
TRANSPORTATION CAPITAL IMPROVEMENT PROGRAM
FOR THE YEARS 2011-2016 Table B

Project Description	2011 Proposed	2012 Proposed	2013 Proposed	2014 Proposed	2015 Proposed	2016 Proposed	2011-2016 Totals
T 1 SR 522 Phase I Stages I & 3	$578,798	$0	$0	$0	$0	$0	$578,798
T 2 SR 522 Phase I Stage II Design	100,000	0	0	0	0	161,000	261,000
T 3 SR 522 Phase II	1,526,775	0	0	0	0	0	1,526,775
T 6 SR 522 61st Ave NE (NE 175 to NE 181)	0	0	0	0	165,700	2,500,600	2,666,300
T 7 61st Ave NE & 181st Traffic Signal and NB Left turn Lane	1,607,600	1,164,300	0	0	0	0	2,771,900
T 8 SR 522 57th to 61st with BGT Wall	0	0	523,000	421,100	11,535,700	0	12,479,800
T 10 SR 522 61st to 63rd	0	0	0	100,000	366,700	3,341,500	3,808,200
T 12 NE 145th St Traffic Signal	315,000	0	0	0	0	0	315,000
T 26 Wayfinding Signage and Banners	84,000	20,000	20,000	20,000	20,000	20,000	184,000
T 27 Sidewalk Program	100,000	0	0	0	100,000	650,000	850,000
T 32 61st Pl NE Landslide	500,000	0	0	0	0	0	500,000
T 33 NE 181st St Frontage Improvements	250,000	0	0	0	0	0	250,000
Total Project Costs	**$5,062,173**	**$1,184,300**	**$543,000**	**$541,100**	**$12,188,100**	**$6,673,100**	**$26,191,773**
Funding:							
Real Estate Excise Tax	$1,840,938	$0	$20,000	$100,000	$746,170	$550,500	$3,257,608
Real Estate Excise Tax - Set Aside Sidewalks	200,000	743,950	0	0	100,000	650,000	1,693,950
Impact Fee Revenue	1,488,787	0	200,000	200,000	123,698	510,250	2,522,735
State/TIB	0	0	303,000	221,100	1,475,900	0	2,000,000
General Fund	823,000	20,000	20,000	20,000	20,000	20,000	923,000
Other Agencies	193,798	0	0	0	0	0	193,798
Contributions	18,500	18,500	18,500	18,500	18,500	18,500	111,000
Federal STP	0	0	0	0	5,208,200	0	5,208,200
SR 520 Tolling Mitigation	0	0	0	0	2,444,200	3,076,156	5,520,356
SR 522 Federal Allocation	0	650,000	0	0	2,071,932	1,864,194	4,586,126
Total Project Funding	**$4,565,023**	**$1,432,450**	**$561,500**	**$559,600**	**$12,208,600**	**$6,689,600**	**$26,016,773**
Estimated Annual Maintenance on Completed Projects:							
T 1 SR 522 Phase I Stages I & 3	$22,000	$22,000	$22,000	$22,000	$22,000	$22,000	$132,000
T 3 SR 522 Phase II	22,000	12,000	12,000	12,000	12,000	12,000	82,000
T 7 61st Ave NE & 181st Traffic Signal	0	0	600	1,600	1,600	1,600	5,400
T 8 SR 522 57th to 61st with BGT Wall	0	0	0	0	0	19,750	19,750
T 12 NE 145th St Traffic Signal	0	1,100	1,100	1,100	1,100	1,100	5,500
T 26 Wayfinding Signage and Banners		13,000	20,000	20,000	20,000	20,000	93,000
Total Annual Maintenance	**$44,000**	**$48,100**	**$55,700**	**$56,700**	**$56,700**	**$76,450**	**$337,650**

I:\Admin & Finance\BUDGET\2011-2012\CIP\Summary CIPTrans CIP
6/8/2011

City of Kenmore Capital Improvement Program

SR 522 Phase I, Stages 1 & 3

Project No. T-1

Project Location: SR 522 between 65th Avenue NE and 73rd Avenue NE (middle of the corridor)

Project Manager: Ron Loewen

Project Description: The project will widen and improve SR522 between 65th Avenue NE and 73rd Avenue NE to ease congestion through Kenmore, increase pedestrian and vehicular safety, improve the appearance of the corridor and improve the function of the major intersections within the project limits. The proposed improvements include:

- Modifications and capacity improvements to the SR522 intersections at 68th Ave NE and 73rd Ave NE
- Realignment of NE181st Street to a single intersection at 68th Ave NE
- New sidewalk along the north side of SR522 from 65th Avenue NE to 73rd Avenue NE
- Construct an underpass for the Burke-Gilman Trail at 73rd Ave NE
- Access management improvements to improve safety
- Improvements to 68th Ave NE from NE 175th to NE 182nd Street
- Addition of landscaping, curb, gutter and street lighting within the corridor
- Conversion of overhead utilities to underground

The major construction portion of the project reached substantial completion during the spring of 2010. Remaining work items include restoration of sidewalk areas.

Background: The project was initiated in 2000 with Stage 3 construction starting in 2008 and Stage 1 construction starting in 2009. The project includes a number of significant regional and Stage grants.

Funding Status:

Funds Available	Obligated	Funded	Unfunded
☑	☑	☑	☐

The project is funded with various fund sources. At this time all grant funds have been received.

Environmental Review Status:

Exempt	Mitigated DNS	EIS
☐	☐	☑

The environmental process is complete.

Potential Project Issues: None known at this time.

Operations: This project will result in increased street lighting electrical and maintenance costs, landscaping maintenance and storm water maintenance.

City of Kenmore Capital Improvement Program
SR 522 Phase I, Stages 1 & 3
Project No. T-1

CURRENT DOLLARS

Year	Prior Years	2011	2012	2013	2014	2015	2016	Total
Expenses								
Design	**$ 3,569,550**							**$ 3,569,550**
ROW/ Acquisition	$ 5,211,123							**$ 5,211,123**
Construction	$21,762,627	$ 578,798						**$22,341,425**
Total	**$30,543,300**	**$ 578,798**						**$31,122,098**
Revenue								
REET	$ 5,549,782	$ 157,468						**$ 5,707,250**
Impact Fees	$ 900,000	$ 267,532						**$ 1,167,532**
City	$ 126,490							**$ 126,490**
County	$ 1,271,500							**$ 1,271,500**
Federal	$12,045,450							**$12,045,450**
State	$ 9,628,520							**$ 9,628,520**
Other*	$ 1,021,558	$ 153,798						**$ 1,175,356**
Total	**$30,543,300**	**$ 578,798**						**$31,122,098**
Operations								
Energy		$ 2,000	$ 2,000	$ 2,000	$ 2,000	$ 2,000	$ 2,000	**$ 12,000**
Maintenance		$ 15,000	$ 15,000	$ 15,000	$ 15,000	$ 15,000	$ 15,000	**$ 90,000**
Water		$ 5,000	$ 5,000	$ 5,000	$ 5,000	$ 5,000	$ 5,000	**$ 30,000**
Solid Waste								
Total		**$ 22,000**	**$ 22,000**	**$ 22,000**	**$ 22,000**	**$ 22,000**	**$ 22,000**	**$ 132,000**

*Notes: Reimbursements from PSE and NUD.

SCHEDULE

	2011									2012												2013								
	Apr	May	Jun	Jul	Aug	Sep	Oct	Nov	Dec	Jan	Feb	Mar	Apr	May	Jun	Jul	Aug	Sep	Oct	Nov	Dec	Jan	Feb	Mar	Apr	May	Jun	Jul	Aug	Sep
Punch List																														
Mis. Items																														
Project Closeout																														

VIIB. Review and Discussion of the Adopted 2011-2016 Capital Improvement Program - Ron Loewen, City Engineer

City of Kenmore Capital Improvement Program

SR 522 Phase I, Stage 2 Design

Project No. T-2

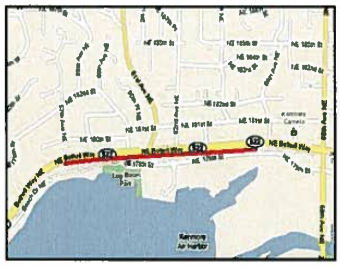

Project Location: SR 522 from 57th Avenue NE to 65th Avenue NE

Project Manager: Phil Thordarson

Project Description: This project completes the design of the SR 522 improvements within the City of Kenmore, the western end. The design includes the following elements:

- Widening the eastbound approach to 61st Avenue to provide a second left turn lane
- Widening all traffic lanes
- Installing a sidewalk along the north side of the roadway
- Landscaping
- Undergrounding overhead utility wires
- Widening the 61st Avenue NE approaches to increase capacity and improve safety
- Street lighting
- Storm drainage

Background: This is the last remaining portion of the SR 522 corridor requiring improvement. The project design was initially included in the SR 522 Phase I project however the design was never completed nor construction funds secured. In 2009 completion of design was initiated to make the project shovel ready for potential Federal stimulus funding. During recent discussions with grant agencies the total cost of right of way and construction, approximately, $ 23,100,000 would be difficult to fund and the construction project has been split into several segments:

- 61st Avenue NE 175th to 181st Street
- SR 522 from 57th Avenue NE to 61st Avenue with the Burke-Gilman Trail Wall
- SR 522 from 61st Avenue NE to 63rd Avenue NE
- SR 522 from 63rd Avenue NE to 65th Avenue NE
- 61st Avenue NE and NE 181st Traffic Signal

Funding Status:

Funds Available	Obligated	Funded	Unfunded
☑	☐	☑	☐

The design effort is fully funded with City of Kenmore resources.

Environmental Review Status:

Exempt	Mitigated DNS	EIS
☑	☐	☐

No environmental review is required for design.

Potential Project Issues: A noise wall may need to be added to the design, which was not included in the original design scope of work. The project scope has been increased by the City Council to include the traffic signal at 61st Avenue NE and NE 181st Street

Operations: See specific construction project description sheets for operational impacts.

City of Kenmore Capital Improvement Program

SR 522 Phase I, Stage 2 Design

Project No. T-2

CURRENT DOLLARS

Year	Prior Years	2011	2012	2013	2014	2015	2016	Total
Expenses								
Pre-Design								
Design	$ 878,000	$ 261,000						**$1,139,000**
ROW								
Construction								
Total	**$ 878,000**	**$ 261,000**						**$1,139,000**
Revenue								
REET	$ 438,000	$ 261,000						**$ 699,000**
Impact Fees								
Gas Tax	$ 440,000							**$ 440,000**
Private								
Other								
Total	**$ 878,000**	**$ 261,000**						**$1,139,000**
Operations								
Energy								
Maintenance								
Water								
Solid Waste								
Total								

SCHEDULE

	2011									2012												2013						
	Apr	May	Jun	Jul	Aug	Sep	Oct	Nov	Dec	Jan	Feb	Mar	Apr	May	Jun	Jul	Aug	Sep	Oct	Nov	Dec	Jan	Feb	Mar	Apr	May	Jun	Jul
Right of Way																												

City of Kenmore Capital Improvement Program

SR 522 Phase II

Project No. T-3

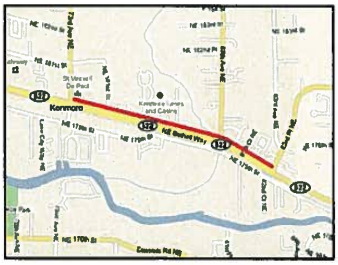

Project Location: SR 522 between 73rd Avenue NE and the City's eastern city limits.

Project Manager: Ron Loewen

Project Description: The project will widen and improve SR522 between 73rd Avenue NE and the City's eastern city limits to ease congestion through Kenmore, improve transit access, increase pedestrian and vehicular safety, improve the appearance of the corridor and improve the function of the major intersections within the project limits. The proposed improvements include:

- Widen roadway to provide Business Access and Transit Lanes
- Install traffic signals at 77th Court NE and 83rd Place NE
- New sidewalk along the north side of SR522
- Access management improvements to improve safety
- Addition of landscaping, curb, gutter and street lighting within the corridor
- Conversion of overhead utilities to underground
- Replace the bridge over Swamp Creek
- Realign the Burke-Gilman Trail
- Realign the Swamp Creek Channel beneath the bridge

The major construction portion of the project was completed in the spring of 2009.

The remaining expenditures are payments to PSE for undergrounding overhead wires.

Background: The project was initiated in 2003 when Sound Transit agreed to fund the installation of the Business Access and Transit Lanes. Construction started in 2008.

Funding Status:	Funds Available	Obligated	Funded	Unfunded
	☑	☑	☑	☐

Environmental Review Status:	Exempt	Mitigated DNS	EIS
	☐	☐	☑

An environmental impact statement was prepared by the City and approved by WSDOT and FHWA.

Potential Project Issues: There have been two claims filed by the contractor for reimbursement for additional expenses.

Operations: This project will result in increased street lighting electrical and maintenance costs, landscaping maintenance and storm water maintenance.

City of Kenmore Capital Improvement Program

SR 522 Phase II

Project No. T-3

CURRENT DOLLARS

Year	Prior Years	2011	2012	2013	2014	2015	2016	Total
Expenses								
Pre-Design								
Design	$2,929,520							$ 2,929,520
ROW	$ 1,892,180							$ 1,892,180
Construction	$ 23,704,300	$854,000						$ 24,558,300
Total	**$ 28,526,000**	**$854,000**						**$ 29,380,000**
Revenue								
REET	$ 961,870	$414,000						$ 1,375,870
Impact Fees	$ 1,792,700	$400,000						$ 2,192,700
City	$ 542,680							$ 542,680
County	$ 650,000							$ 650,000
State	$ 12,469,980							$ 12,469,980
Federal	$ 2,497,300							$ 2,497,300
Sound Transit	$ 8,192,300							$ 8,192,300
Other	$ 1,948,170	$ 40,000						$ 1,988,170
Total	**$ 29,055,000**	**$854,000**						**$ 29,909,000**
Operations								
Energy		$ 1,000	$ 1,000	$ 1,000	$ 1,000	$ 1,000	$ 1,000	$ 6,000
Maintenance		$ 7,000	$ 7,000	$ 7,000	$ 7,000	$ 7,000	$ 7,000	$ 42,000
Water		$ 14,000	$ 4,000	$ 4,000	$ 4,000	$ 4,000	$ 4,000	$ 34,000
Solid Waste								
Total		**$ 22,000**	**$12,000**	**$12,000**	**$12,000**	**$12,000**	**$12,000**	**$ 82,000**

SCHEDULE

	2011									2012												2013						
	Apr	May	Jun	Jul	Aug	Sep	Oct	Nov	Dec	Jan	Feb	Mar	Apr	May	Jun	Jul	Aug	Sep	Oct	Nov	Dec	Jan	Feb	Mar	Apr	May	Jun	Jul
Punch List																												
Mis. Items																												
South Curb																												
Project Closeout																												

City of Kenmore Capital Improvement Program

Project Name: SR 522 – 61st Ave NE (NE 175th to NE 181st)

Project No. T- 6

Project Location: 61st Avenue NE from NE 181st Street, south thru the SR 522 intersection to NE 175th Street.

Project Manager: Phil Thordarson

Project Description: The project will widen the 61st Avenue NE approaches to SR 522. The southbound approach will be widened from 4 lanes to 5 lanes (two northbound lanes and one southbound left turn lane, a southbound thru and right turn lane and a southbound right turn lanes). The northbound approach will be widened from two lanes to three lanes (one southbound lane and one northbound thru and right turn lane and one northbound left turn lane).

In addition the northbound approach grade will be reduced from the existing 20% grade to 16% and the approach realigned to improve sight distance at the SR 522 intersection. A direct pedestrian link will be provided from NE 175th Street and the Burke-Gilman Trail to the transit stop on SR 522. This leg crosses the Burke-Gilman Trail and additional safety measures will be installed.

Background: This project is one of the segments of the larger SR 522 Phase 1, Stage 2 Corridor Improvement Project. The improvements would improve vehicle and pedestrian safety and reduce signal delays. Safety at the Burke-Gilman trail crossing would also be improved. The improvements would significantly reduce AM peak hour signal delays and improve vehicle and pedestrian safety. The asphalt pavement between SR 522 and NE 181st Street is need of an overlay. This project must be completed with or prior to the SR 522 widening west of 61st Avenue NE (T-8). The 61st Avenue NE and NE 185th Traffic Signal project would construct all of the improvements originally contemplated at the NE 181st Street intersection.

Funding Status:

Funds Available	Obligated	Funded	Unfunded
☑	☐	☑	☐

The City Council has funded this project in the past with a small amount of Transportation Impact Fees, REET and significant grants from the State and Federal Government. A TIB grant application was submitted in 2010 but was unsuccessful.

Environmental Review Status:

Exempt	Mitigated DNS	EIS
☐	☐	☑

An environmental impact statement has been completed and approved by WSDOT and FHWA. However if the project is not funded in the next several years the EIS may not be adequate and preparation of a new document required.

Potential Project Issues: The project will require a permit and right of way from the Burke-Gilman Trail, which is being acquired with project T-7.

Operations: This project will result in increased street lighting electrical and maintenance costs, landscaping maintenance and storm water maintenance.

City of Kenmore Capital Improvement Program

Project Name: SR 522 – 61st Ave NE (NE 175th to NE 181st)

Project No. T- 6

CURRENT DOLLARS

Year	Prior Years	2011	2012	2013	2014	2015	2016	Total
Expenses								
Pre-Design/ Basin Plan								
Design						$ 165,700		**$ 165,700**
ROW/ Acquisition								
Construction							$2,500,600	**$2,500,600**
Total						**$ 165,700**	**$2,500,600**	**$2,666,300**
Revenue								
REET								
General Fund								
Impact Fees							$ 510,250	**$ 510,250**
State								
Tolling						$ 165,700	$1,990,350	**$2,156,050**
Total						**$ 165,700**	**$2,500,600**	**$2,666,300**
Operations								
Energy								
Maintenance								
Water								
Solid Waste								
Total								

SCHEDULE

	2015												2016											
	Jan	Feb	Mar	Apr	May	Jun	Jul	Aug	Sep	Oct	Nov	Dec	Jan	Feb	Mar	Apr	May	Jun	Jul	Aug	Sep	Oct	Nov	Dec
Select Consultant	■																							
Update Plans		■	■																					
Right of Way				■	■	■	■	■	■	■														
SEPA				■	■	■	■	■	■															
100% Plans							■	■	■	■	■													
Specifications									■	■	■													
Contract Advertisment												■												
Contract Adward													■											
Construction														■	■	■	■	■	■	■	■	■	■	
Close Out																								■

City of Kenmore Capital Improvement Program

Project Name: 61st Ave NE & NE 181st St Traffic Signal and NB Left-turn Lane

Project No. T-7

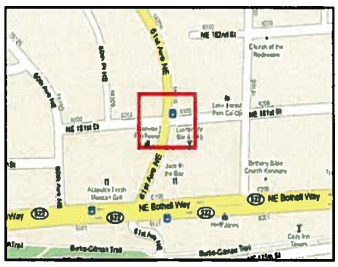

Project Location: 61st Avenue NE and NE 181st Street intersection.

Project Manager: Phil Thordarson

Project Description: The project will install a traffic signal at the intersection of NE 181st NE and 61st Avenue NE. The northbound approach to NE 181st street will be widened from 4 lanes to 5 lanes (two northbound thru lanes, one northbound left turn lane and two southbound thru lanes) and widen the southbound approach from 4 lanes to 5 lanes (two southbound thru lanes, one southbound left turn lane and two northbound thru lanes).

Improvements will include street lighting, landscaping, sidewalks, storm drainage, retaining wall, and undergrounding of aerial utility lines.

Background: The installation of a traffic signal at 61st Avenue NE and NE 181st Street will improve traffic safety and circulation within the City of Kenmore's commercial district.

This project will help stimulate downtown redevelopment in Kenmore, including "Kenmore by the Lake" which is a public-private partnership development that will provide 300 to 400 new residential units plus at least 80,000 sq. ft. of commercial space.

The City Council authorized as part of this project the acquisition of additional right of way for the SR 522 Stage 2 project on September 27, 2011. Design was authorized on November 15, 2011.

Recently the need for the construction of a retaining wall along the east side of the roadway north of NE 181st Street has been identified. This has significantly increased the project costs, $864,000. In addition right of way costs have been updated and have increased by approximately $400,000.

Funding Status:

Funds Available	Obligated	Funded	Unfunded
☑	☐	☑	☐

The City Council has used funded this project in the past with significant amounts of Transportation Impact Fees, REET and a small State or Federal grant. Additional Transportation Impact Fees and REET funds have been recommended to fund the additional retaining wall and right of way costs. It does not appear that a Federal grant will be available this year however a State grant is still possible.

Environmental Review Status:

Exempt	Mitigated DNS	EIS
☑	☐	☐

This project is considered exempt from SEPA, however if Federal Funds are provided FHWA and WSDOT will need to approve the environmental process.

City of Kenmore Capital Improvement Program

Project Name: 61st Ave NE & NE 181st St Traffic Signal and NB Left-turn Lane

Project No. T-7

Potential Project Issues: The addition of a retaining wall has added significant cost to the project. Also because of the short length of the project undergrounding may not occur at this time.

Operations: This project will result in increased street lighting electrical and maintenance costs, landscaping maintenance and storm water maintenance.

CURRENT DOLLARS

Year	Prior Years	2011	2012	2013	2014	2015	2016	Total
Expenses								
Pre-Design/ Basin Plan								
Design		$ 165,000						**$ 165,000**
ROW/ Acquisition		$1,442,600						**$1,442,600**
Construction			$1,730,700					**$1,730,700**
Total		**$1,607,600**	**$1,730,700**					**$3,338,300**
Revenue								
REET		$ 607,600	$ 740,950					**$1,348,550**
General Fund								
Impact Fees		$1,000,000	$ 389,750					**$1,389,750**
State								
Federal			$ 600,000					**$ 600,000**
Total		**$1,607,600**	**$1,730,700**					**$3,338,300**
Operations								
Energy				$ 600	$ 600	$ 600	$ 600	**$ 2,400**
Maintenance					$ 1,000	$ 1,000	$ 1,000	**$ 3,000**
Storm Water								
Solid Waste								
Total				**$ 600**	**$ 1,600**	**$ 1,600**	**$ 1,600**	**$ 5,400**

SCHEDULE

	2011									2012												2013			
	Apr	May	Jun	Jul	Aug	Sep	Oct	Nov	Dec	Jan	Feb	Mar	Apr	May	Jun	Jul	Aug	Sep	Oct	Nov	Dec	Jan	Feb	Mar	Apr
Right of Way																									
SEPA/NEPA																									
100% Plans																									
Specifications																									
Contract Advertisment																									
Contract Adward																									
Construction																									
Close Out																									

City of Kenmore Capital Improvement Program

Project Name: SR 522 from 57th to 61st including Burke-Gilman Trail Wall

Project No. T-8

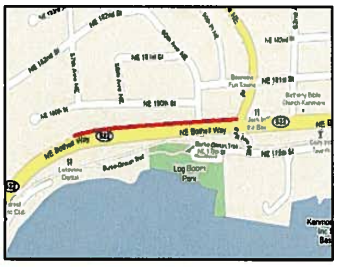

Project Location: SR 522 from 57th Avenue NE to 61st Avenue NE.

Project Manager: Phil Thordarson

Project Description: The work on this segment would primarily widen the roadway west of 61st Avenue to the south to provide dual eastbound to northbound left turn lanes and install a new traffic signal. The widening would require construction of a retaining wall along the north side of the Burke-Gilman Trail. Noise walls along north side of the roadway where the roadway abuts residential properties would be constructed if warranted.

Background: This project is one of the segments of the larger SR 522 Phase 1, Stage 2 Corridor Improvement Project. Improvements in this segment would significantly reduce traffic signal delays for westbound traffic specifically and to some extent all approaches. Project T-6, improvement of the 61st Avenue NE approaches to SR 522 must be completed prior to this project or at the same time.

The project cost estimate has been significantly increased based on 95% plan cost estimate.

Funding Status:

Funds Available	Obligated	Funded	Unfunded
☑	☐	☑	☐

The City Council has funded this project with small amounts of Transportation Impact Fees and REET and substantial State and Federal grants. The additional costs have been absorbed through additional State and Federal grants.

Environmental Review Status:

Exempt	Mitigated DNS	EIS
☐	☐	☑

An environmental impact statement has been completed and approved by WSDOT and FHWA. However if the project is not funded in the next several years the EIS may not be adequate and preparation of a new document required.

Potential Project Issues:

The project may require a sound wall which is has been included in the cost estimate but has not been designed. A permit to temporarily occupy the Burke-Gilman Trail and utility easements will be required from King County Parks. These are being acquired under project T-7, the NE 181st Street Traffic signal.

Operations:

This project will result in increased street lighting electrical and maintenance costs, landscaping maintenance and storm water maintenance.

City of Kenmore Capital Improvement Program

Project Name: SR 522 from 57th to 61st including Burke-Gilman Trail Wall

Project No. T-8

CURRENT DOLLARS

Year	Prior Years	2011	2012	2013	2014	2015	2016	Total
Expenses								
Pre-Design/ Basin Plan								
Design				$ 523,000	$ 290,300			**$ 813,300**
ROW/ Acquisition					$ 130,800			**$ 130,800**
Construction						$11,535,700		**$11,535,700**
Total				**$ 523,000**	**$ 421,100**	**$11,535,700**		**$12,479,800**
Revenue								
REET				$ 20,000		$ 655,970		**$ 675,970**
TBD						$ -		
Impact Fees				$ 200,000	$ 200,000	$ 123,698		**$ 523,698**
TIB				$ 303,000	$ 221,100	$ 1,475,900		**$ 2,000,000**
Tolling						$ 2,000,000		**$ 2,000,000**
Federal						$ 2,071,932		**$ 2,071,932**
Federal Grant						$ 5,208,200		**$ 5,208,200**
Total				**$ 523,000**	**$ 421,100**	**$11,535,700**		**$12,479,800**
Operations								
Energy							$ 750	**$ 750**
Maintenance							$ 16,000	**$ 16,000**
Water							$ 3,000	**$ 3,000**
Solid Waste								
Total							**$ 19,750**	**$ 19,750**

SCHEDULE

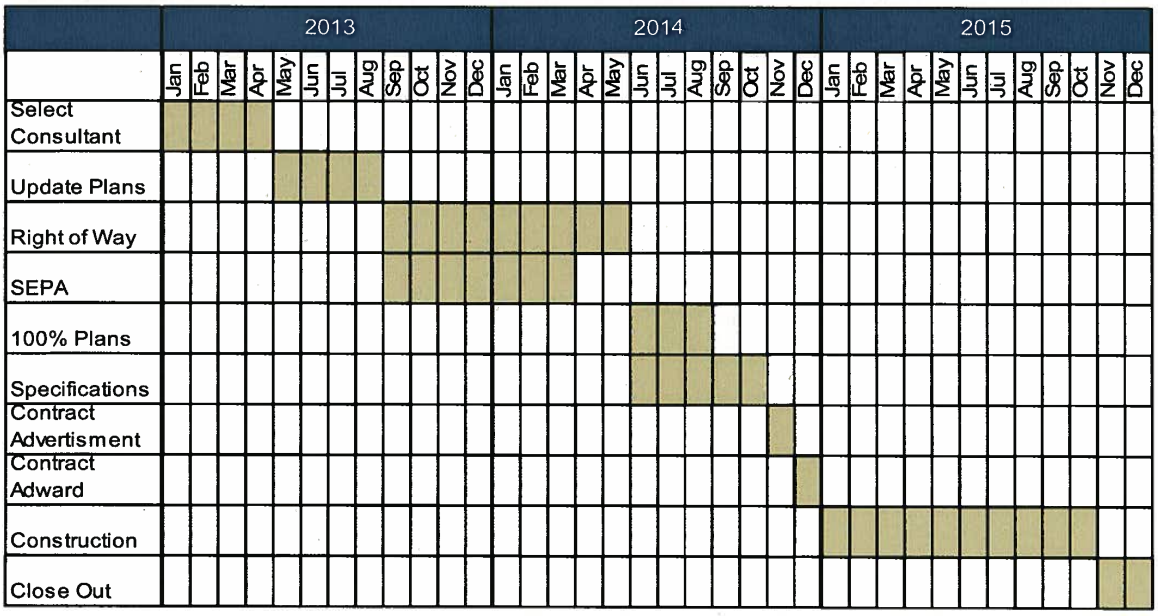

Wednesday, June 08, 2011

City of Kenmore Capital Improvement Program

Project Name: SR 522 from 61st to 63rd Avenue NE

Project No. T-10

Project Location: SR 522 from 61st Avenue NE to 63rd Avenue NE.

Project Manager: Phil Thordarson

Project Description: This segment would widen SR 522 by several feet to provide wider travel lanes, install a landscaped median, improve the SR 522 street approaches of 62nd and 63rd Avenues, construct curb, gutter and sidewalk along the north margin of the roadway, and upgrade the storm water and illumination systems.

Background: This project is one of the segments of the larger SR 522 Phase 1, Stage 2 Corridor Improvement Project. Improvements would significantly improve safety by restricting left turns into driveways and installing a sidewalk where none now exist.

The project estimate has been significantly reduced based on 95% plan cost estimate.

Funding Status:

Funds Available	Obligated	Funded	Unfunded
☑	☐	☑	☐

The City Council has funded this project with REET funds and State and Federal grants in the past. City Staff is recommending the allocation of Transportation Impact Fees.

Environmental Review Status:

Exempt	Mitigated DNS	EIS
☐	☐	☑

An environmental impact statement has been completed and approved by WSDOT and FHWA. However if the project is not funded in the next several years the EIS may not be adequate and preparation of a new document required.

Potential Project Issues:

Acquisition of right of way from several businesses will have negative impacts.

Operations:

This project will result in increased street lighting electrical and maintenance costs, landscaping maintenance and storm water maintenance.

City of Kenmore Capital Improvement Program

Project Name: SR 522 from 61st to 63rd

Project No. T-10

CURRENT DOLLARS

Year	Prior Years	2011	2012	2013	2014	2015	2016	Total
Expenses								
Pre-Design/ Basin Plan								
Design					$ 100,000	$ 90,200		**$ 190,200**
ROW/ Acquisition						$ 276,500		**$ 276,500**
Construction							$ 3,341,500	**$3,341,500**
Total					**$ 100,000**	**$ 366,700**	**$ 3,341,500**	**$3,808,200**
Revenue								
REET					$ 100,000	$ 90,200	$ 389,500	**$ 579,700**
Tolling						$ 276,500	$ 1,087,806	**$1,364,306**
Impact Fees								
State								
Federal Direct							$ 1,864,194	**$1,864,194**
Total					**$ 100,000**	**$ 366,700**	**$ 3,341,500**	**$3,808,200**
Operations								
Energy								
Maintenance								
Water								
Solid Waste								
Total								

SCHEDULE

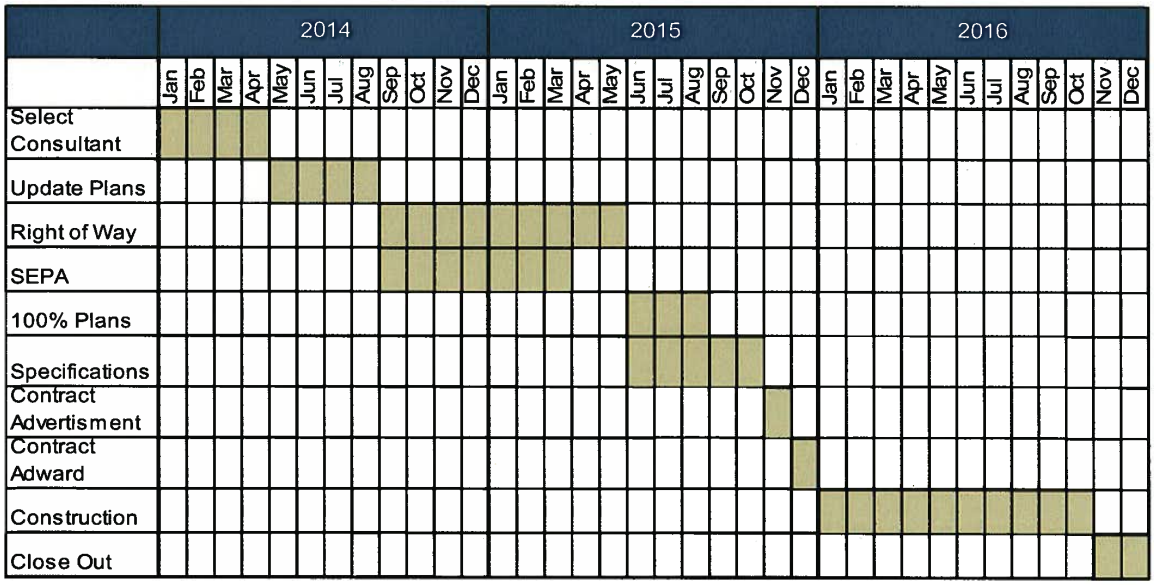

City of Kenmore Capital Improvement Program

NE 145th Street Traffic Signal

Project No. T-12

Project Location: Entrance to St. Edward State Park on Juanita Drive NE.

Project Manager: Kent Vaughan

Project Description: This project will install a traffic signal at the NE 145th Street and Juanita Drive intersection to facilitate vehicles entering and exiting Juanita Drive NE and pedestrians crossing the roadway.

Background: The proposed Bastyr University education facility expansion will generate additional traffic volumes resulting in significant delays to vehicles entering the Juanita Drive NE. The construction of a traffic signal will interrupt traffic flows on Juanita Drive allowing vehicles to enter the roadway and facilitate pedestrian crossings of the roadway from residential neighborhoods to the east. Bastyr University agreed to contribute to the cost of the traffic signal in a July 27, 2009 memorandum of agreement.

Funding Status:

Funds Available	Obligated	Funded	Unfunded
☑	☑	☑	☐

The City Council funded this project from Bastyr donations and REET funds. The Bastyr funds will be provided in annual installment over a period of years. A payment of $159,500 was made in 2010 and annual payments of $18,500 will be made over several years for an additional amount of $176,500.

Environmental Review Status:

Exempt	Mitigated DNS	EIS
☑	☐	☐

This project is exempt from SEPA.

Potential Project Issues: The project will require a construction and permanent easement from State Parks for sidewalk improvements and loop detectors. An easement for a retaining wall will also be required on the east side of the roadway for the signal pole and pedestrian landing area.

Operations: The signal will be operated by King County under contract with the City. The signal and illumination system will result in additional power consumption.

City of Kenmore Capital Improvement Program
NE 145th Street Traffic Signal
Project No. T-12

CURRENT DOLLARS

Year	Prior Years	2011	2012	2013	2014	2015	2016	Total
Expenses								
Pre-Design								
Design	$ 50,000	$ 15,000						**$ 65,000**
ROW		$ 10,000						**$ 10,000**
Construction		$ 290,000						**$ 290,000**
Total	**$ 50,000**	**$ 315,000**						**$ 365,000**
Revenue								
REET		$ 29,000						**$ 29,000**
TIB								
Federal								
Private								
Other	$ 159,500	$ 18,500	$ 18,500	$ 18,500	$ 18,500	$ 18,500	$ 18,500	**$ 270,500**
Total	**$ 159,500**	**$ 47,500**	**$ 18,500**	**$ 18,500**	**$ 18,500**	**$ 18,500**	**$ 18,500**	**$ 299,500**
Operations								
Energy			$ 600	$ 600	$ 600	$ 600	$ 600	**$ 3,000**
Maintenance			$ 500	$ 500	$ 500	$ 500	$ 500	**$ 2,500**
Water								
Solid Waste								
Total			**$ 1,100**	**$ 1,100**	**$ 1,100**	**$ 1,100**	**$ 1,100**	**$ 5,500**

Note: Bastyr University's annual payments of $18,500 will continue until 2020, an additional $65,500. This will provide full funding for the project.

SCHEDULE

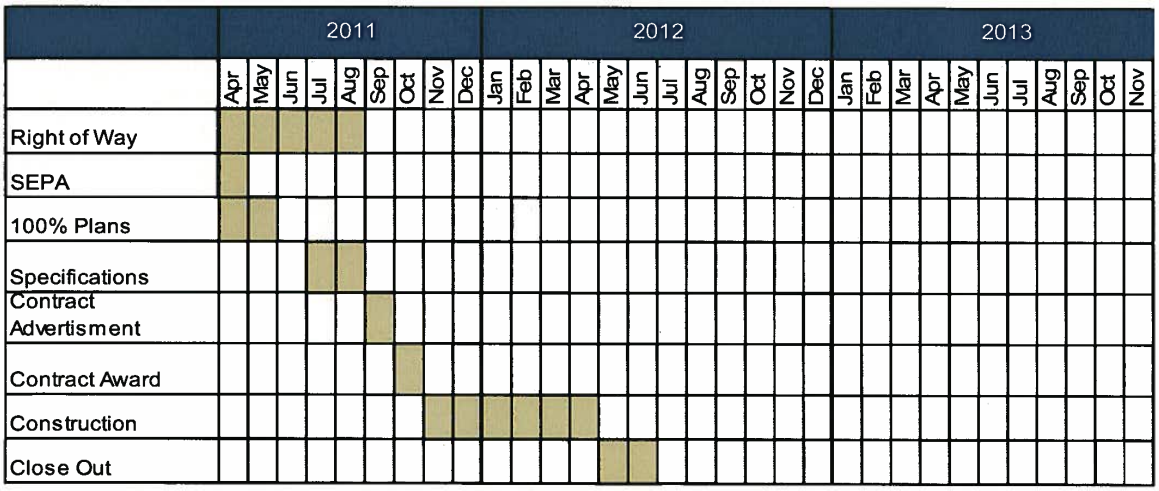

VIIB. Review and Discussion of the Adopted 2011-2016 Capital Improvement Program - Ron Loewen, City Engineer

City of Kenmore Capital Improvement Program

Wayfinding Signage and Banners

Project No. T-26

Project Location: Multiple locations throughout the City see attached map.

Project Manager: Nancy Ousley

Project Description: This project would provide signing directing motorists to major destinations within the City. The signs would be fabricated and installed over a 6 year period. Sign size, message and logos would vary based on location and message. In addition the project would provide 3 sets of banners to be installed along SR 522 NE, 181st Street in downtown and 68th Avenue NE from NE 170 Street to SR 522 at various times of the year.

Background: During 2010 and 2011 the City worked with Sussman/Prejza & Company to develop text, mounting, logos, coloring and locations where these signs would be placed. They will provide a distinctive identity for the City of Kenmore and provide acknowledgement of major destinations. Banners will enhance the streetscape and reflect seasonal activity and events. Entry signs would be fabricated and installed in 2011 and banners in 2012. In subsequent years additional entry and Wayfinding signs would be installed.

Funding Status:	Funds Available	Obligated	Funded	Unfunded
	☑	☐	☐	☐

The Sussman/Prejza & Company current approved contract is $73,000 for sign and banner design through fabrication.

Environmental Review Status:	Exempt	Mitigated DNS	EIS
	☑	☐	☐

Potential Project Issues: None

Operations: Operations cost would include changing the banners 3 times per year and replacing damaged banners.

City of Kenmore Capital Improvement Program
Wayfinding Signage and Banners
Project No. T-26

CURRENT DOLLARS

Year	Prior Years	2011	2012	2013	2014	2015	2016	Total
Expenses								
Pre-Design								
Design	$ 15,000	$ 57,000						**$ 72,000**
ROW								
Construction		$ 27,000	$ 20,000	$ 20,000	$ 20,000	$ 20,000	$ 20,000	**$ 127,000**
Total	**$ 15,000**	**$ 84,000**	**$ 20,000**	**$ 20,000**	**$ 20,000**	**$ 20,000**	**$ 20,000**	**$ 199,000**
Revenue								
General Fund		$ 84,000	$ 20,000	$ 20,000	$ 20,000	$ 20,000	$ 20,000	**$ 184,000**
TIB								
Federal								
Private								
Other								
Total		**$ 84,000**	**$ 20,000**	**$ 20,000**	**$ 20,000**	**$ 20,000**	**$ 20,000**	**$ 184,000**
Operations								
Energy								
Maintenance				$ 20,000	$ 20,000	$ 20,000	$ 20,000	**$ 80,000**
Water								
Solid Waste								
Total				**$ 20,000**	**$ 20,000**	**$ 20,000**	**$ 20,000**	**$ 80,000**

SCHEDULE

	2011									2012												2013			
	Apr	May	Jun	Jul	Aug	Sep	Oct	Nov	Dec	Jan	Feb	Mar	Apr	May	Jun	Jul	Aug	Sep	Oct	Nov	Dec	Jan	Feb	Mar	Apr
Council Approval																									
Request for Proposals																									
Select Contractor																									
Sign Fabrication																									
Sign Installation																									
Banner Fabrication																									
Banner Instalation																									

City of Kenmore Capital Improvement Program

Project Name: Sidewalk Program

Project No. T-27

Project Location: Various

Project Manager: Kent Vaughan

Project Description: This project will construct sidewalks along various city streets segments. Project elements will include installation of curb, gutters, retaining walls where required, and storm drainage. No specific locations have been identified.

Background: The program was established when estimated costs for typical improvements exceeded expectations. City staff have prepared a list of potential street segments and prioritized them based on guidance contained in the Comprehensive Plan. The City Council will need to review this list of segments and approve projects for funding.

Funding Status:

Funds Available	Obligated	Funded	Unfunded
☑	☐	☑	☐

The City Council has allocated $124,000 of REET funds on annually to this program for several years.

Environmental Review Status:

Exempt	Mitigated DNS	EIS
☐	☑	☐

The projects may result in the filling of some ditches or widening of roadways.

Potential Project Issues: None known at this time.

Operations: These projects may result in the loss of ditches and roadway shoulders. These changes will have minimal reduction in maintenance costs. Maintenance of the sidewalk is a responsibility of property owners. Additional City maintenance would include new catch basins installed when ditches are filled.

City of Kenmore Capital Improvement Program

Project Name: Sidewalk Program

Project No. T-27

CURRENT DOLLARS

Year	Prior Years	2011	2012	2013	2014	2015	2016	Total
Expenses								
Pre-Design/ Basin Plan								
Design		$ 100,000	$ 30,000			$ 100,000	$ 30,000	**$ 260,000**
ROW/ Acquisition								
Construction			$ 520,000				$ 620,000	**$1,140,000**
Total		**$ 100,000**	**$ 550,000**			**$ 100,000**	**$ 650,000**	**$1,400,000**
Revenue								
REET		$ 100,000	$ 550,000			$ 100,000	$ 650,000	**$1,400,000**
TIB								
Federal								
Private								
Other								
Total		**$ 100,000**	**$ 550,000**			**$ 100,000**	**$ 650,000**	**$1,400,000**
Operations								
Energy								
Maintenance								
Water								
Solid Waste								
Total								

SCHEDULE

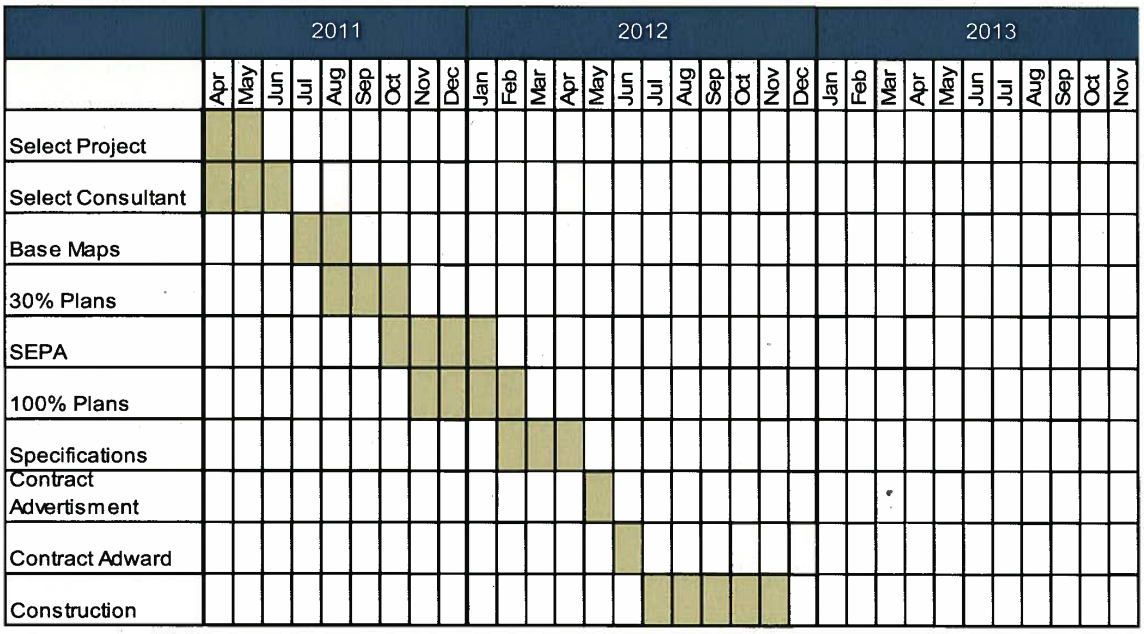

Wednesday, June 08, 2011

VIIB. Review and Discussion of the Adopted 2011-2016 Capital Improvement Program - Ron Loewen, City Engineer

City of Kenmore Capital Improvement Program

61st Place NE Landslide

Project No. T-32

Project Location: 15301 61st Place NE

Project Manager: Kent Vaughan

Project Description: This project would construct a retaining wall along the west side of the roadway for approximately 120 feet and restore the curb and gutter. The retaining wall would be constructed of steel columns with timber lagging between columns. A guard rail would be constructed at the top of the wall. Some property easements will be required for continued wall maintenance.

Background: A landslide occurred on December 10, 2010 taking a portion of the right of way behind the curb. A wall needs to be constructed for long term roadway stability. The roadway is the only access for approximately 22 homes and buried utilities include power and gas.

Funding Status:

Funds Available	Obligated	Funded	Unfunded
☑	☐	☐	☐

This project was not included in the draft 2011 CIP or in the 2011-12 City Budget. City Staff recommends the General Fund revenue for funding this project.

Environmental Review Status:

Exempt	Mitigated DNS	EIS
☑	☐	☐

This project will be exempt from SEPA.

Potential Project Issues: The slide has also affected improvements on the adjacent property.

Operations: The timber lagging will begin to fail after 10 to 15 years and will require annual maintenance. Costs will rise over the following 15 years as more lagging fails.

City of Kenmore Capital Improvement Program

61st Place NE Landslide

Project No. T- 32

CURRENT DOLLARS

Year	Estimate	2011	2012	2013	2014	2015	2016	Total
Expenses								
Pre-Design								
Design		$ 160,000						**$ 160,000**
ROW		$ 72,000						**$ 72,000**
Construction		$ 433,500						**$ 433,500**
Total		**$ 665,500**						**$ 665,500**
Revenue								
REET		$ 665,500						**$ 665,500**
General Fund								
Federal								
Private								
Other								
Total		**$ 665,500**						**$ 665,500**
Operations								
Energy								
Maintenance								
Water								
Solid Waste								
Total								

SCHEDULE

	2011									2012												2013							
	Apr	May	Jun	Jul	Aug	Sep	Oct	Nov	Dec	Jan	Feb	Mar	Apr	May	Jun	Jul	Aug	Sep	Oct	Nov	Dec	Jan	Feb	Mar	Apr	May	Jun	Jul	Aug
100% Design																													
Right of Way																													
Contract Neg.																													
Construction																													
Mis. Items																													
Project Closeout																													

City of Kenmore Capital Improvement Program
NE 181st Street Frontage Improvements
Project No. T- 33

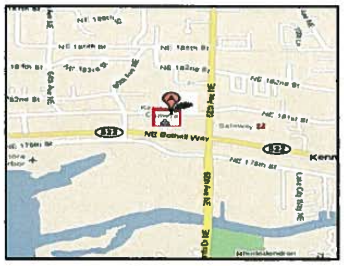

Project Location: NE 181st Street at 67th Avenue NE

Project Manager: Kent Vaughan

Project Description: This project will provide curb, gutter, sidewalk improvements for approximately 200 feet west of 67th Avenue NE. Improvements will include undergrounding of overhead utilities along NE 181st Street and 67th Avenue NE from SR 522 to NE 181st Street NE.

Background: This project is being done in conjunction with the King County Library improvements along NE 181st Street from approximately 200 feet west of 67th Avenue NE to almost 65th Avenue NE. Undergrounding aerial facilities along 67th Avenue NE will also be completed.

The work will be completed in the spring of 2011.

Funding Status:	Funds Available	Obligated	Funded	Unfunded
	☑	☐	☑	☐

This City Council funded this project with REET.

Environmental Review Status:	Exempt	Mitigated DNS	EIS
	☑	☐	☐

This project is exempt from SEPA.

Potential Project Issues: None at this time.

Operations: This project will result in a slight increase in street lighting maintenance and electrical costs and landscape maintenance costs.

City of Kenmore Capital Improvement Program
NE 181st Street Frontage Improvements
Project No. T- 33

CURRENT DOLLARS

Year	Estimate	2011	2012	2013	2014	2015	2016	Total
Expenses								
Pre-Design								
Design								
ROW								
Construction		$ 307,000						**$ 307,000**
Total		**$ 307,000**						**$ 307,000**
Revenue								
REET		$ 307,000						**$ 307,000**
TIB								
Federal								
Private								
Other								
Total		**$ 307,000**						**$ 307,000**
Operations								
Energy								
Maintenance								
Water								
Solid Waste								
Total								

SCHEDULE

	2011									2012												2013							
	Apr	May	Jun	Jul	Aug	Sep	Oct	Nov	Dec	Jan	Feb	Mar	Apr	May	Jun	Jul	Aug	Sep	Oct	Nov	Dec	Jan	Feb	Mar	Apr	May	Jun	Jul	Aug
Construction																													
Mis. Items																													
Project Closeout																													